

Matthew D. Brinckerhoff (NY Bar # 2415537)\*  
Jonathan S. Abady (NY Bar # 2415222)\*  
Zoe Salzman (NY Bar # 4663308)\*  
Nick Bourland (NY Bar # 5576129)\*  
EMERY CELLI BRINCKERHOFF ABADY  
WARD & MAAZEL LLP  
600 Fifth Avenue, 10<sup>th</sup> Floor  
New York, New York 10020  
(212) 763-5000  
mbrinckerhoff@ecbawm.com  
jabady@ecbawm.com  
zsalzman@ecbawm.com  
nbourland@ecbawm.com

[Additional counsel cont. on next page]

IN THE UNITED STATES DISTRICT COURT  
FOR THE DISTRICT OF ARIZONA

Mi Familia Vota; Arizona Coalition for  
Change; and Ulises Ventura,

Plaintiffs,

v.

Katie Hobbs, in her official capacity as  
Arizona Secretary of State,

Defendant.

No. 20 Civ. 1903 (SPL)

**REPLY MEMORANDUM OF LAW IN FURTHER SUPPORT OF PLAINTIFFS'  
MOTION FOR A TEMPORARY RESTRAINING ORDER AND  
PRELIMINARY INJUNCTION  
AND IN OPPOSITION TO COMMITTEES' MOTION TO INTERVENE**

1 Mary R. O'Grady (AZ Bar #011434)  
2 Joshua D. Bendor (AZ Bar # 031908)  
3 OSBORN MALEDON, P.A.  
4 2929 North Central Avenue, Suite 2100  
5 Phoenix, Arizona 85012-2793  
6 (602) 640-9000  
7 mogrady@omlaw.com  
8 jbendor@omlaw.com

9 John Bonifaz (MA Bar # 562478)\*\*  
10 Gillian Cassell-Stiga (NY Bar # 5069877)\*  
11 Ben Clements (MA Bar # 555082)\*\*  
12 Ronald Fein (MA Bar # 657930)\*\*  
13 FREE SPEECH FOR PEOPLE  
14 1320 Centre Street, Suite 405  
15 Newton, Massachusetts 02459  
16 (617) 249-3015  
17 jbonifaz@freespeechforpeople.org  
18 gillian@freespeechforpeople.org  
19 bclements@freespeechforpeople.org  
20 rfein@freespeechforpeople.org

21 \* *Admitted Pro Hac Vice*

22 \*\* *Pro Hac Vice Applications to be filed*

23  
24  
25  
26  
27  
28  
*Attorneys for Plaintiff*

# **I. THE BURDEN IS SEVERE AND REDRESSABLE**

This case does not challenge the constitutionality of the Governor’s orders to protect the public from COVID-19. Rather, this case challenges the constitutionality of the Voter Registration Cutoff, as applied during this year’s unprecedented pandemic. The Governor told the State at the end of June, over *three months* after COVID-19 first hit Arizona: “Right now, Arizonans are safer at home. And when you’re away from home, don’t forget to limit social gatherings, stay six feet from others, wash your hands and wear a mask.”<sup>1</sup> These restrictions were necessary for the protection of the public health, but had an undeniable effect on voter registration efforts. Enforcement of the Voter Registration Cutoff in the wake of them severely burdens Plaintiffs’ rights to register voters. Similarly, after a hurricane struck Florida and Georgia a month before the 2016 general election, the plaintiffs did not challenge the states’ evacuation orders; rather, they successfully attacked the constitutionality of those states’ voter registration cutoffs, as applied in the wake of the disaster. *See* Pl. Br. (Dkt. 2) at 10.

The severe burden on Plaintiffs’ rights is evident not only in Plaintiffs’ voter registration data, *id.* at 6-7, but also Defendant’s own publicly-available statewide registration data, which clearly shows that from January to August 2020, Arizona netted only 62,565 new registrations, as compared to 146,214 during the same eight-month period in 2016, Salzman Decl. ¶¶ 1-7, Exs. A-D. It is a red herring for Defendant to argue “more Arizonans are registered to vote in 2020 than were registered to vote . . . in 2016.” Dkt. 16 at 12. Arizona’s total population is larger in 2020 than in 2016,<sup>2</sup> so necessarily there are more Arizonans registered in 2020. Defendant’s own numbers show the *rate* of registration indisputably dropped during the pandemic.<sup>3</sup>

---

<sup>1</sup> Office of the Governor, *Governor Ducey: “Arizonans Safer At Home”* (June 25, 2020), <https://bit.ly/2VljtyF> (Salzman Decl. Ex. E).

<sup>2</sup> *See* Office of the Governor, *New Census Report Ranks Arizona Third in Percentage Growth Rate* (Dec. 31, 2019), <https://bit.ly/2QfykJ0> (Salzman Decl. Ex. G).

<sup>3</sup> The Governor’s and Committees’ argument that some ballot petition circulators managed to collect the required signatures is another red herring. Petition circulating and voter registration are apples and oranges: the former lending itself to socially distant

1 This severe burden on Plaintiffs’ constitutional rights confers standing.  
 2 Defendant mistakenly attributes Plaintiffs’ injury to their inability to meet their own  
 3 voter registration goals. Defendant confuses the symptoms of Plaintiffs’ injury for the  
 4 injury itself. Plaintiffs are unconstitutionally burdened by Defendant’s enforcement of  
 5 the Voter Registration Cutoff because it is preventing them from registering thousands  
 6 of eligible Arizonans. That they are unable to meet their own target registration goals is  
 7 just evidence of the severity of this burden.<sup>4</sup>

8 Finally, the data cited in Defendant’s papers and undisputed evidence in the  
 9 record prove that Plaintiffs’ injury is redressable. Defendant’s own Elections Director  
 10 reports an increase of 234,266 registered voters since January 1, 2020. Dul Decl. (Dkt.  
 11 18-3) ¶ 10. Considering the State netted only 62,565 registered voters between January  
 12 and August, Salzman Decl. ¶ 7, the State clearly saw a massive spike of registrations—  
 13 approximately 171,710 additional voters—*after* restrictions were lifted in August.  
 14 Indeed, Defendant highlights in her papers that 45,024 new or updated registrations  
 15 were logged on September 22, 2020 alone. Dul Decl. ¶ 11. Defendant’s data shows an  
 16 average of 2,960 additional voters registered each day since the restrictions lifted; if that  
 17 rate continues, approximately 65,120 additional voters will be registered between  
 18 October 6 and 27, 2020. Salzman Decl. ¶ 8. Plaintiffs estimate their two organizations  
 19 alone will be able to register approximately 2,000 voters in the extension period, and  
 20 their broader coalition will be able to register over 25,000. Bravo Suppl. Decl. ¶ 3;  
 21 Bolding Suppl. Decl. ¶¶ 2,7.

---

22 signature drives with people who “are already civically engaged,” as opposed to the  
 23 latter, which is “time-consuming,” involves a “detailed registration form,” and “almost  
 24 always entails a lengthy conversation with the potential voter,” who is necessarily not  
 25 familiar with the registration process. Bravo Suppl. Decl. ¶ 16. Tellingly, these non-  
 26 parties do not cite any data to dispute the *drop in voter registration* established by  
 27 Defendant’s own data.

28 <sup>4</sup> MFV and ACFC have organizational standing because the record demonstrates  
 their missions are frustrated by enforcement of the Voter Registration Cutoff and they  
 diverted resources to respond. Pl. Br. (Dkt. 2) at 4-5. In any event, Plaintiff Ulises  
 Ventura clearly has standing as an individual.

1 The *Anderson Burdick* analysis is fact-specific; Plaintiffs’ strong showing of  
 2 burden distinguishes this case from those cited by Defendant and the Committees.<sup>5</sup>

## 3 **II. THERE IS NO EVIDENCE OF COMPELLING STATE INTEREST**

4 Because the evidence establishes a severe burden on Plaintiffs’ constitutional  
 5 rights, Defendant must prove that strict enforcement of the Voter Registration Cutoff is  
 6 “narrowly drawn to advance a state interest of compelling importance.” *Burdick v.*  
 7 *Takushi*, 504 U.S. 428, 434 (1992) (citation omitted). Although this Court specifically  
 8 directed Defendant to focus their briefing on this issue, tellingly, neither Defendant, the  
 9 Governor, nor the Committees did so. All three briefly asserted boilerplate state  
 10 interests without evidence.

11 The only specific concerns identified are already-existing features of Arizona  
 12 election procedures, even without an extension of the Voter Registration Cutoff. *First*,  
 13 there is no showing of voter confusion: voters who registered by the original deadline of  
 14 October 5 are unaffected by the extension; everyone else will either benefit from the  
 15 extension or will remain unregistered just as they are without an extension. *Second*,  
 16 there is no showing that Arizona cannot process registrations while voting is going on;  
 17 the Secretary tellingly does not and cannot say that all registrations filed by October 5  
 18 would be processed by October 7 when early voting begins and does not dispute that  
 19 Arizona already processes some registrations until 7:00 pm on election day. Pl. Br.  
 20 (Dkt. 2) at 11; Martin Decl. (Dkt. 2-3) ¶¶ 37-39. *Third*, Arizonans can request to vote by  
 21 mail at any time by making a one-time request for a ballot-by-mail; this means that,  
 22 with or without a registration extension, some voters seeking to vote by mail will miss

---

23  
 24 <sup>5</sup> In *New Georgia Party v. Raffensperger*, for example, the evidence of burden was  
 25 weak, consisting of data from a different State and ignoring Georgia’s low absentee  
 26 ballot rejection rates during COVID-19. No. 20-13360-D at 4-5 (11th Cir. Oct. 2, 2020).  
 27 Similarly, in *Common Sense Party v. Padilla*, the burden was weak because plaintiffs  
 28 had made only “minimal progress” in gathering signatures before the pandemic ever hit.  
 No. 20 Civ. 01091, 2020 WL 3491041 at \*6 n.6 (E.D. Cal. June 26, 2020).

the deadline for this year.<sup>6</sup> *Fourth*, Arizona’s residency requirement is already enforced by requiring voters to show proof of Arizona residency when they vote, not when they register.<sup>7</sup> *Fifth*, Arizonans are already required to submit proof of citizenship to register to vote in state and local elections; if they fail to do so, they vote on a provisional ballot and their vote is counted only if they timely supply proof of citizenship. The same process will apply to voters who register during the extension.<sup>8</sup> Martin Decl. ¶ 41.

In short, unlike in cases cited by Defendant and the Committees,<sup>9</sup> here, there is no evidence that an extension of the Voter Registration Cutoff would prevent elections officials from handling these existing features of Arizona election procedure the same way they do every other year in the absence of an extension. *See id.* ¶¶ 19-22, 35-49. The only difference is that an extension will mean they apply these procedures for the benefit of more voters. “Elections administrators are accustomed to meeting urgent needs, particularly in the interest of voter enfranchisement. It is the nature of the work.” *Id.* ¶ 34; *see also id.* ¶ 20.

Finally, as this Court already held, the County Recorders are not necessary parties. *Arizona Democratic Party v. Reagan*, No. 16 Civ. 03618, 2016 WL 6523427, at \*6 (D. Ariz. Nov. 3, 2016) (Logan, J.). Nor does the remedy require any changes to Arizona law or Elections Manual. If the Court finds enforcement of the Voter Registration Cutoff unconstitutional as applied this year, Defendant will be compelled

---

<sup>6</sup> Ariz. Sec’y of State, *Voting by Mail: How to Get a Ballot-by-Mail*, <https://azsos.gov/votemail> (last visited Oct. 5, 2020) (Salzman Decl. Ex. H).

<sup>7</sup> Ariz. Sec’y of State, *Voting In This Election*, <https://azsos.gov/elections/voting-election> (last visited Oct. 5, 2020) (Salzman Decl. Ex. F).

<sup>8</sup> *See also* Ariz. Sec’y of State, *Proof of Citizenship Requirements*, <https://azsos.gov/elections/voting-election/proof-citizenship-requirements> (last visited Oct. 5, 2020) (Salzman Decl. Ex. I).

<sup>9</sup> For example, in *Thompson v. Dewine*, defendant introduced evidence that “the witness and ink requirements help prevent fraud by ensuring that the signatures are authentic. And the deadlines allow them time to verify signatures in an orderly and fair fashion, while also providing initiative proponents time to challenge any adverse decision in court.” 959 F.3d 804, 811 (6th Cir. 2020). No such evidence exists here.

by Court order to direct the County Recorders to continue doing what they already are doing, for three more weeks, so that thousands more voters can be registered.

### III. *PURCELL* DOES NOT APPLY TO REGISTRATION EXTENSION

“[T]he factors that animated the Supreme Court’s concern in *Purcell* are not present” here because “the injunction at issue here does not involve any change at all to the actual election process.” *Feldman v. Ariz. Sec’y of State’s Office*, 843 F.3d 366, 368 (9th Cir. 2016). An extension of the voter registration period would simply allow more people to register and vote using the processes already in place. “[I]n our case, in contrast to *Purcell*, an injunction will not confuse election officials or deter people from going to the polls for fear that they lack the requisite documentation. The election process is unaffected.” *Id.* Judge Rayes reached the same conclusion a few weeks ago when he enjoined the State to extend the cure deadline for unsigned vote-by-mail ballots, reasoning: “Plaintiffs are not asking election officials to devise new rules out of whole cloth. They are asking those officials to continue applying the same procedures they have in place now, but for a little longer.” *Ariz. Democratic Party v. Hobbs*, No. 20 Civ. 1143, 2020 WL 5423898, at \*13 (D. Ariz. Sept. 10, 2020).

*Purcell* was also a facial challenge, not an as-applied challenge brought in the midst of the most severe pandemic the world has seen in over a century. *See Democratic Nat’l Comm. v. Bostelmann*, 447 F. Supp. 3d 757, 770 (W.D. Wis. 2020) (rejecting *Purcell* argument because “some accommodation is necessary to preserve citizens’ right to vote amidst this unprecedented public health crisis”); *People Not Politicians Or. v. Clarno*, No. 20 Civ. 1053, 2020 WL 3960440, at \*7 (D. Or. July 13, 2020) (rejecting *Purcell* argument because “when these rules collide with unprecedented conditions that burden First Amendment access to the ballot box, their application must temper in favor of the Constitution.”).<sup>10</sup>

---

<sup>10</sup> The Supreme Court recently declined to apply *Purcell* to strike down an extension of time for the mailing of absentee ballots; it applied it only to that part of the district court’s decision that modified election procedures for the counting of absentee



Finally, neither *Purcell* nor laches applies because there was no undue delay. “In the context of election matters, the laches doctrine seeks to prevent dilatory conduct and will bar a claim if a party’s unreasonable delay prejudices the opposing party or the administration of justice.” *Democratic Nat’l Comm. v. Ariz. Sec’y of State’s Office*, No. 16 Civ. 01065, 2017 WL 11503449, at \*2 (D. Ariz. Apr. 13, 2017) (citation omitted). The undisputed evidence is that Plaintiffs brought this case as soon as it became clear that an extension would allow thousands of additional people to be registered. *See* Bravo Decl. (Dkt. 2-1) ¶¶ 34-38; Bolding Decl. (Dkt. 2-2) ¶¶ 22-31. While their injury is now clearly redressable (*supra* Part I), it would not have been had they brought the case earlier. Nor has there been any showing of prejudice. *Supra* Part II.

#### IV. POLITICIZED INTERVENTION SHOULD BE DENIED

“[A]n applicant seeking to intervene as of right has the burden to show that all four elements are met.” *Citizens for Balanced Use v. Montana Wilderness Ass’n*, 647 F.3d 893, 897 (9th Cir. 2011) (citations omitted). The Committees fail to carry their burden on two elements: significant protectable interest and inadequate representation.

Their asserted interest—“winning election or reelection” (Dkt. 15 at 4)—is not sufficient because “[t]he requirement of a significantly protectable interest is generally satisfied when the interest is protectable under some law.” *Arakaki v. Cayetano*, 324 F.3d 1078, 1084 (9th Cir. 2003), *as amended* (May 13, 2003) (internal quotation marks omitted). No law protects the right to win an election. An extension of the voter registration period does not favor or disadvantage any particular political party. The proper forum for defending the Committees’ interest in electoral victory is on the campaign trail, not in the courtroom.

Even if the Committees had a legally cognizable interest—which they do not—Defendant adequately represents such interests. “The most important factor in assessing  
 ballots. *Republican Nat’l Comm. v. Democratic Nat’l Comm.*, 140 S. Ct. 1205, 1207-08 (2020).



1 the adequacy of representation is how the interest compares with the interests of  
 2 existing parties.” *Citizens for Balanced Use*, 647 F.3d at 898 (internal quotation marks  
 3 and citation omitted).

4 *First*, there is “an assumption of adequacy here when the government is acting on  
 5 behalf of a constituency that it represents, which must be rebutted with a compelling  
 6 showing.” *Id.* (quotation marks and citation omitted). As this Court noted in *Reagan*, the  
 7 Secretary of State “is Arizona’s chief election officer who is responsible for overseeing  
 8 and administering elections in Arizona.” 2016 WL 6523427, at \*6 (citing Ariz. Rev.  
 9 Stat. § 16-142(A)). Because Defendant is the State’s highest elections official, a  
 10 presumption of adequacy of representation exists.

11 *Second*, adequacy of representation is further presumed because Defendant and  
 12 the Committees seek the same ultimate objective: to defend the Voter Registration  
 13 Cutoff. *See Citizens for Balanced Use*, 647 F.3d at 898 (citation omitted) (holding that  
 14 adequacy is presumed when an intervenor and existing party “share the same ultimate  
 15 objective”). Here, according to the Committees, “both [Defendant] and the Proposed  
 16 Intervenors take the position that the voter registration deadline . . . is constitutionally  
 17 sound and fully enforceable.” Committees’ Br. (Dkt. 15) at 7. The Committees’ briefing  
 18 makes the same arguments Defendant’s makes. *See* Def. Opp. (Dkt. 16) at 15 (arguing  
 19 that “[t]he Deadline does not violate the Constitution.”).

20 *Third*, “[b]ecause [the Committees] and [Defendant’s] interests are essentially  
 21 identical, the [Committees] may only defeat the presumption of adequate representation  
 22 with a ‘compelling showing’ to the contrary.” *Perry v. Proposition 8 Off. Proponents*,  
 23 587 F.3d 947, 952 (9th Cir. 2009) (citation omitted). The Committees’ speculation that  
 24 they may have a different motivation than Defendant fails to carry this heightened  
 25 burden. “[M]ere differences in litigation strategy are not enough to justify intervention  
 26 as a matter of right.” *Id.* at 954 (quotation marks and citation omitted).<sup>11</sup> As Chief Judge

---

27 <sup>11</sup> The Committees’ claim that Defendant may not pursue an appeal of an adverse  
 28 ruling is entirely speculative and fails to rebut the presumption of adequacy. *See*

1 Snow found last month in rejecting a similar politically-motivated intervention by the  
 2 Committees, the Secretary of State “is more than capable of defending the  
 3 constitutionality of the [Voter Registration Cutoff] without the Committees’ assistance.”  
 4 *Yazzie v. Hobbs*, No. 20 Civ. 8222, Dkt. 45 at 7 (D. Ariz. Sept. 16, 2020).

5 The Court should deny permissive intervention for the same reasons. *See United*  
 6 *States ex rel. Richards v. De Leon Guerrero*, 4 F.3d 749, 756 (9th Cir. 1993) (denying  
 7 permissive intervention where the government party to the case made the same  
 8 arguments as the intervenors, and would adequately represent the intervenors’ interests).

9 **V. WITHOUT AN EXTENSION, THERE WILL BE IRREPARABLE HARM**

10 Absent an extension of the Voter Registration Cutoff, Plaintiffs will suffer  
 11 irreparable harm. Defendant’s data shows approximately 65,120 new voters would be  
 12 registered with an extension until October 27, 2020. Salzman Decl. ¶ 8. Plaintiffs’  
 13 organizations alone will be able to register approximately 2,000 and their broader  
 14 coalition will be able to register over 25,000. Bravo Suppl. Decl. ¶ 3; Bolding Suppl.  
 15 Decl. ¶¶ 2,7. If an extension is not granted, Plaintiffs’ voter registration efforts will be  
 16 halted by the State. At best, Defendant articulated a minimal burden which is wholly  
 17 insufficient to justify severely burdening Plaintiffs’ rights and the disenfranchisement of  
 18 thousands of voters. The balance of the equities favors Plaintiffs, as well as the public’s  
 19 interest in expanding the voting franchise.

20 DATED this 5th day of October, 2020.

21 EMERY CELLI BRINCKERHOFF ABADY  
 22 WARD & MAAZEL LLP

23 By s/ Zoe Salzman

24  
 25 *Freedom from Religion Found. v. Geithner*, 644 F.3d 836, 842 (9th Cir. 2011) (“[I]f the  
 26 mere possibility that [Defendant] *might* decline to appeal were sufficient to rebut the  
 27 presumption of adequacy, then nearly every case involving [Defendant] would be  
 28 subject to intervention as of right.”). Defendant has every right to decide not to appeal  
 based on the uncertainty that an appeal would create during the extended registration  
 period—a decision the Committees have no right to override.

Matthew D. Brinckerhoff  
Jonathan S. Abady  
Zoe Salzman  
Nick Bourland

OSBORN MALEDON, P.A.

Mary R. O'Grady  
Joshua D. Bendor

FREE SPEECH FOR PEOPLE

John Bonifaz  
Gillian Cassel-Stiga  
Ben Clements  
Ronald Fein

*Attorneys for Plaintiffs*

UNITED STATES DISTRICT COURT  
DISTRICT OF ARIZONA

Mi Familia Vota, Arizona Coalition for  
Change, and Ulises Ventura;

Plaintiffs,

-against-

Katie Hobbs, in her official capacity as  
Arizona Secretary of State,

Defendant.

No. 20 Civ. 1903 (SPL)

**Declaration of Zoe Salzman**

ZOE SALZMAN, an attorney duly admitted *pro hac vice* in the District of Arizona, declares under penalty of perjury, pursuant to 28 U.S.C. § 1746, that the following is true and correct:

1. I am a partner with the law firm of Emery Celli Brinckerhoff Abady Ward & Maazel LLP, attorneys for Plaintiffs Mi Familia Vota, Arizona Coalition for Change, and Ulises Ventura.
2. I respectfully submit this declaration in further support of Plaintiffs' motion for a temporary restraining order and preliminary injunction.
3. Attached hereto as Exhibit A is a true and correct copy of the Arizona Secretary of State's "State of Arizona Registration Report" from January 2016, available at <https://apps.azsos.gov/election/voterreg/2016-01-01.pdf> (last visited October 5, 2020). According to this official report, 3,254,397 Arizonans were registered to vote as

of January 2016. *See* Ex. A at 1, 5 (highlighted text).

4. Attached hereto as Exhibit B is a true and correct copy of the Arizona Secretary of State's "State of Arizona Registration Report" from August 2016, *available at* <https://apps.azsos.gov/election/voterreg/2016-08-01.pdf> (last visited Oct. 5, 2020). According to this official report, 3,400,611 Arizonans were registered to vote as of August 2016. *See* Ex. B at 1, 5 (highlighted text).

5. Attached hereto as Exhibit C is a true and correct copy of the Arizona Secretary of State's "State of Arizona Registration Report" from January 2020, *available at* [https://azsos.gov/sites/default/files/2020\\_0121\\_January\\_State\\_Voter\\_Registration.pdf](https://azsos.gov/sites/default/files/2020_0121_January_State_Voter_Registration.pdf) (last visited Oct. 5, 2020). According to this official report, 3,926,649 Arizonans were registered to vote as of January 2020. *See* Ex. C at 1, 5 (highlighted text).

6. Attached hereto as Exhibit D is a true and correct copy of the Arizona Secretary of State's "State of Arizona Registration Report" from August 2020, *available at* [https://azsos.gov/sites/default/files/State\\_Voter\\_Reigstration\\_2020\\_Primary.pdf](https://azsos.gov/sites/default/files/State_Voter_Reigstration_2020_Primary.pdf) (last visited Oct. 5, 2020). According to this official report, 3,989,214 Arizonans were registered to vote as of August 4, 2020. *See* Ex. D at 1, 5 (highlighted text).

7. Per the Secretary of State's own data in Exhibits A–D, cited above, from January to August 2016, the total number of Arizonans registered to vote increased from 3,254,397 to 3,400,611, a net gain of 146,214 voters. From January to August 2020, the total number of Arizonans registered to vote increased from 3,926,649 to 3,989,214, a

net gain of only 62,565 voters. In short, from January to August 2016, Arizona netted more than twice as many additional voters than during the same period in 2020.

8. According to the Declaration of Arizona State Elections Director Sambo Dul (Dkt. 18-3), as of October 1, 2020, 4,160,915 Arizonans are currently registered to vote. *Id.* ¶ 10. As noted above, 3,989,214 Arizonans were registered to vote as of August 4, 2020. Ex. D at 1, 5 (highlighted text). Thus, between August 4 and October 1, 2020, Arizona’s voter rolls increased by 171,701 registered voters—a post-shutdown registration average of 2,960 net additional voters per day. If registrations were to continue at this rate throughout an extension of the Voter Registration Cutoff to October 27, 2020, Arizona would gain a net additional 65,120 registered voters.

9. Attached hereto as Exhibit E is a true and correct copy of Governor Doug Ducey’s June 25, 2020 press release titled, “Governor Ducey: ‘Arizonans Safer At Home,’” *available at* <https://azgovernor.gov/governor/news/2020/06/governor-ducey-arizonans-safer-home> (last visited Oct. 5, 2020).

10. Attached hereto as Exhibit F is a true and correct copy of a page from the Secretary of State’s website titled, “Voting In This Election,” *available at* <https://azsos.gov/elections/voting-election> (last visited Oct. 5, 2020).

11. Attached hereto as Exhibit G is a true and correct copy of Governor Doug Ducey’s December 31 2019 press release titled, “New Census Report Ranks Arizona Third In Percentage Growth Rate,” *available at* <https://azgovernor.gov/node/4604> (last visited Oct. 5, 2020).

12. Attached hereto as Exhibit H is a true and correct copy of a page

from the Secretary of State's website titled, "Voting by Mail: How to Get a Ballot-by-Mail," *available at* <https://azsos.gov/votebymail> (last visited Oct. 5, 2020).

13. Attached hereto as Exhibit I is a true and correct copy of a page from the Secretary of State's website titled, "Proof of Citizenship Requirements," *available at* <https://azsos.gov/elections/voting-election/proof-citizenship-requirements> (last visited Oct. 5, 2020).

Dated: October 5, 2020

  
\_\_\_\_\_  
ZOE SALZMAN



# EXHIBIT A

Report Date/Time: 01/12/2016 01:46 PM

## STATE OF ARIZONA REGISTRATION REPORT

Page Number 1

2016 January Voter Registration - January 1, 2016  
Compiled and Issued by the Arizona Secretary of State

ACTIVE									
	Precincts	Date/Period	Americans	Democratic	Green	Libertarian	Republican	Other	TOTAL
Apache	45	JUL 2015	0	26,680	35	143	7,466	12,857	47,181
	45	OCT 2015	5	26,747	34	147	7,544	13,058	47,535
	45	JAN 2016	*	26,780	34	143	7,659	13,203	47,819
Cochise	49	JUL 2015	13	18,641	117	444	25,609	24,847	69,671
	49	OCT 2015	13	18,796	112	438	25,796	25,289	70,444
	49	JAN 2016	*	18,944	106	421	26,198	25,594	71,263
Coconino	71	JUL 2015	4	25,768	222	776	17,583	25,412	69,765
	71	OCT 2015	6	25,912	207	777	17,544	25,423	69,869
	71	JAN 2016	*	26,112	205	756	17,618	25,232	69,923
Gila	39	JUL 2015	2	9,340	22	164	10,820	8,300	28,648
	39	OCT 2015	2	9,237	22	167	10,870	8,467	28,765
	39	JAN 2016	*	9,267	21	168	11,041	8,582	29,079
Graham	22	JUL 2015	2	5,629	8	61	7,413	4,551	17,664
	22	OCT 2015	2	5,624	7	61	7,446	4,646	17,786
	22	JAN 2016	*	5,587	7	60	7,458	4,645	17,757
Greenlee	8	JUL 2015	0	2,093	3	25	1,106	1,230	4,457
	8	OCT 2015	0	2,087	2	25	1,128	1,273	4,515
	8	JAN 2016	*	2,067	0	24	1,169	1,311	4,571
La Paz	11	JUL 2015	1	2,164	10	38	3,222	3,497	8,932
	11	OCT 2015	1	2,157	10	38	3,241	3,550	8,997
	11	JAN 2016	*	2,180	10	37	3,326	3,633	9,186
Maricopa	724	JUL 2015	337	513,655	2,187	17,666	696,627	741,909	1,972,381
	724	OCT 2015	348	520,859	2,229	17,901	702,116	759,935	2,003,388
	724	JAN 2016	*	507,826	2,154	16,817	691,241	740,530	1,958,568
Mohave	73	JUL 2015	17	20,526	101	649	43,921	44,747	109,961
	24	OCT 2015	17	20,313	101	646	43,898	45,040	110,015
	24	JAN 2016	*	20,376	98	640	44,896	45,826	111,836
Navajo	61	JUL 2015	6	23,155	48	373	17,782	16,752	58,116
	61	OCT 2015	7	23,260	47	383	18,060	17,239	58,996
	14	JAN 2016	*	23,335	44	376	18,353	17,471	59,579
Pima	248	JUL 2015	65	171,962	1,517	3,833	145,770	160,631	483,778
	248	OCT 2015	70	175,086	1,554	3,839	147,331	164,914	492,794
	248	JAN 2016	*	172,246	1,523	3,684	144,750	162,370	484,573
Pinal	102	JUL 2015	11	42,833	150	1,140	52,198	65,368	161,700
	102	OCT 2015	11	43,221	148	1,132	53,024	67,429	164,965
	101	JAN 2016	*	43,451	147	1,143	53,791	68,928	167,460
Santa Cruz	24	JUL 2015	0	11,517	33	126	3,715	8,000	23,391
	24	OCT 2015	0	11,580	34	129	3,743	8,189	23,675
	24	JAN 2016	*	11,660	36	131	3,796	8,381	24,004
Yavapai	45	JUL 2015	8	24,281	236	962	53,269	45,197	123,953
	45	OCT 2015	10	24,283	220	957	53,412	45,561	124,443
	44	JAN 2016	*	24,512	217	959	54,152	45,896	125,736
Yuma	44	JUL 2015	7	23,876	28	475	20,607	28,096	73,089
	44	OCT 2015	8	23,560	28	459	20,343	29,321	73,719
	42	JAN 2016	*	23,068	26	448	20,073	29,428	73,043
TOTALS:	1,566	JUL 2015	473	922,120	4,717	26,875	1,107,108	1,191,394	3,252,687
	1,517	OCT 2015	500	932,722	4,755	27,099	1,115,496	1,219,334	3,299,906
	1,466	JAN 2016	*	917,411	4,628	25,807	1,105,521	1,201,030	3,254,397
PERCENTAGES:		JUL 2015	0.01	28.35	0.15	0.83	34.04	36.63	
		OCT 2015	0.02	28.27	0.14	0.82	33.80	36.95	
		JAN 2016	*	28.19	0.14	0.79	33.97	36.90	

\* - Party was not a recognized party during this cycle

Report Date/Time: 01/12/2016 01:46 PM

## STATE OF ARIZONA REGISTRATION REPORT

Page Number 2

2016 January Voter Registration - January 1, 2016  
Compiled and Issued by the Arizona Secretary of State

## ACTIVE

Congressional	Precincts	Democratic	Green	Libertarian	Republican	Other	TOTAL
Congressional District 1							
Apache	45	26,780	34	143	7,659	13,203	47,819
Coconino	71	26,112	205	756	17,618	25,232	69,923
Gila	22	6,208	7	53	2,507	3,688	12,463
Graham	22	5,587	7	60	7,458	4,645	17,757
Greenlee	8	2,067	0	24	1,169	1,311	4,571
Maricopa	3	449	1	8	61	451	970
Mohave	2	277	0	2	120	358	757
Navajo	14	23,335	44	376	18,353	17,471	59,579
Pima	26	14,802	69	349	24,591	19,174	58,985
Pinal	59	27,606	77	551	26,678	35,213	90,125
Yavapai	7	4,472	39	147	6,032	7,444	18,134
TOTALS	279	137,695	483	2,469	112,246	128,190	381,083
Congressional District 2							
Cochise	49	18,944	106	421	26,198	25,594	71,263
Pima	145	101,327	971	2,356	98,142	100,058	302,854
TOTALS	194	120,271	1,077	2,777	124,340	125,652	374,117
Congressional District 3							
Maricopa	46	30,196	69	786	23,655	41,761	96,467
Pima	77	56,117	483	979	22,017	43,138	122,734
Pinal	1	131	0	0	11	58	200
Santa Cruz	24	11,660	36	131	3,796	8,381	24,004
Yuma	27	17,313	19	270	9,205	18,739	45,546
TOTALS	175	115,417	607	2,166	58,684	112,077	288,951
Congressional District 4							
Gila	17	3,059	14	115	8,534	4,894	16,616
La Paz	11	2,180	10	37	3,326	3,633	9,186
Maricopa	18	4,299	16	179	10,349	8,719	23,562
Mohave	22	20,099	98	638	44,776	45,468	111,079
Pinal	41	15,714	70	592	27,102	33,657	77,135
Yavapai	37	20,040	178	812	48,120	38,452	107,602
Yuma	15	5,755	7	178	10,868	10,689	27,497
TOTALS	161	71,146	393	2,551	153,075	145,512	372,677
Congressional District 5							
Maricopa	113	81,354	337	3,299	176,408	147,841	409,239
TOTALS	113	81,354	337	3,299	176,408	147,841	409,239
Congressional District 6							
Maricopa	156	93,913	440	3,508	166,887	155,507	420,255
TOTALS	156	93,913	440	3,508	166,887	155,507	420,255
Congressional District 7							
Maricopa	105	99,794	323	2,469	37,697	102,241	242,524
TOTALS	105	99,794	323	2,469	37,697	102,241	242,524
Congressional District 8							
Maricopa	142	93,660	326	2,907	163,297	150,852	411,042
TOTALS	142	93,660	326	2,907	163,297	150,852	411,042
Congressional District 9							
Maricopa	141	104,161	642	3,661	112,887	133,158	354,509
TOTALS	141	104,161	642	3,661	112,887	133,158	354,509
STATE TOTALS	1,466	917,411	4,628	25,807	1,105,521	1,201,030	3,254,397

Report Date/Time: 01/12/2016 01:46 PM

## STATE OF ARIZONA REGISTRATION REPORT

Page Number 3

2016 January Voter Registration - January 1, 2016  
Compiled and Issued by the Arizona Secretary of State

## ACTIVE

Legislative	Precincts	Democratic	Green	Libertarian	Republican	Other	TOTAL
Legislative District 1							
Maricopa	14	6,850	30	339	19,017	15,037	41,273
Yavapai	34	16,086	151	712	42,009	31,816	90,774
TOTALS	48	22,936	181	1,051	61,026	46,853	132,047
Legislative District 2							
Pima	33	23,185	108	432	17,084	24,305	65,114
Santa Cruz	24	11,660	36	131	3,796	8,381	24,004
TOTALS	57	34,845	144	563	20,880	32,686	89,118
Legislative District 3							
Pima	41	38,636	468	687	13,946	28,199	81,936
TOTALS	41	38,636	468	687	13,946	28,199	81,936
Legislative District 4							
Maricopa	18	6,944	35	204	8,401	10,985	26,569
Pima	17	6,534	29	72	2,080	4,672	13,387
Pinal	1	131	0	0	11	58	200
Yuma	21	15,468	15	225	7,065	16,088	38,861
TOTALS	57	29,077	79	501	17,557	31,803	79,017
Legislative District 5							
La Paz	11	2,180	10	37	3,326	3,633	9,186
Mohave	22	20,099	98	638	44,776	45,468	111,079
TOTALS	33	22,279	108	675	48,102	49,101	120,265
Legislative District 6							
Coconino	45	15,317	181	557	13,423	18,177	47,655
Gila	18	3,101	14	116	8,621	4,947	16,799
Navajo	5	2,976	8	93	7,962	3,962	15,001
Yavapai	10	8,426	66	247	12,143	14,080	34,962
TOTALS	78	29,820	269	1,013	42,149	41,166	114,417
Legislative District 7							
Apache	45	26,780	34	143	7,659	13,203	47,819
Coconino	26	10,795	24	199	4,195	7,055	22,268
Gila	3	2,099	0	12	205	1,130	3,446
Graham	2	1,452	0	3	198	735	2,388
Mohave	2	277	0	2	120	358	757
Navajo	9	20,359	36	283	10,391	13,509	44,578
Pinal	0	0	0	0	0	0	0
TOTALS	87	61,762	94	642	22,768	35,990	121,256
Legislative District 8							
Gila	18	4,067	7	40	2,215	2,505	8,834
Pinal	51	22,971	72	478	21,738	29,952	75,211
TOTALS	69	27,038	79	518	23,953	32,457	84,045
Legislative District 9							
Pima	57	40,073	406	918	34,945	36,170	112,512
TOTALS	57	40,073	406	918	34,945	36,170	112,512
Legislative District 10							
Pima	49	39,336	374	883	35,783	36,267	112,643
TOTALS	49	39,336	374	883	35,783	36,267	112,643
Legislative District 11							
Pima	34	18,555	99	472	29,707	23,561	72,394
Pinal	27	11,691	36	370	16,037	19,977	48,111
TOTALS	61	30,246	135	842	45,744	43,538	120,505
Legislative District 12							
Maricopa	34	23,377	99	1,095	58,840	44,558	127,969
Pinal	1	231	0	9	551	529	1,320
TOTALS	35	23,608	99	1,104	59,391	45,087	129,289

## STATE OF ARIZONA REGISTRATION REPORT

2016 January Voter Registration - January 1, 2016  
Compiled and Issued by the Arizona Secretary of State

## ACTIVE

Legislative	Precincts	Democratic	Green	Libertarian	Republican	Other	TOTAL
Legislative District 13							
Maricopa	29	15,190	59	524	27,689	27,097	70,559
Yavapai	0	0	0	0	0	0	0
Yuma	21	7,600	11	223	13,008	13,340	34,182
TOTALS	50	22,790	70	747	40,697	40,437	104,741
Legislative District 14							
Cochise	49	18,944	106	421	26,198	25,594	71,263
Graham	20	4,135	7	57	7,260	3,910	15,369
Greenlee	8	2,067	0	24	1,169	1,311	4,571
Pima	17	5,927	39	220	11,205	9,196	26,587
TOTALS	94	31,073	152	722	45,832	40,011	117,790
Legislative District 15							
Maricopa	42	27,086	118	1,103	53,126	46,760	128,193
TOTALS	42	27,086	118	1,103	53,126	46,760	128,193
Legislative District 16							
Maricopa	19	14,986	71	559	28,659	29,405	73,680
Pinal	21	8,427	39	286	15,454	18,412	42,618
TOTALS	40	23,413	110	845	44,113	47,817	116,298
Legislative District 17							
Maricopa	39	28,711	95	983	45,521	45,850	121,160
TOTALS	39	28,711	95	983	45,521	45,850	121,160
Legislative District 18							
Maricopa	42	35,614	189	1,166	45,738	45,430	128,137
TOTALS	42	35,614	189	1,166	45,738	45,430	128,137
Legislative District 19							
Maricopa	28	28,679	47	701	13,059	34,533	77,019
TOTALS	28	28,679	47	701	13,059	34,533	77,019
Legislative District 20							
Maricopa	47	29,719	159	1,078	40,276	42,718	113,950
TOTALS	47	29,719	159	1,078	40,276	42,718	113,950
Legislative District 21							
Maricopa	42	30,624	89	796	42,497	45,012	119,018
TOTALS	42	30,624	89	796	42,497	45,012	119,018
Legislative District 22							
Maricopa	48	27,973	74	816	60,621	49,165	138,649
TOTALS	48	27,973	74	816	60,621	49,165	138,649
Legislative District 23							
Maricopa	57	29,743	110	1,022	66,131	55,160	152,166
TOTALS	57	29,743	110	1,022	66,131	55,160	152,166
Legislative District 24							
Maricopa	40	33,498	233	1,051	20,379	35,820	90,981
TOTALS	40	33,498	233	1,051	20,379	35,820	90,981
Legislative District 25							
Maricopa	37	25,132	136	1,091	55,966	44,419	126,744
TOTALS	37	25,132	136	1,091	55,966	44,419	126,744
Legislative District 26							
Maricopa	34	25,319	215	1,008	19,470	35,106	81,118
TOTALS	34	25,319	215	1,008	19,470	35,106	81,118
Legislative District 27							
Maricopa	35	35,163	89	614	10,482	33,138	79,486
TOTALS	35	35,163	89	614	10,482	33,138	79,486
Legislative District 28							
Maricopa	57	33,384	167	1,141	47,322	41,590	123,604
TOTALS	57	33,384	167	1,141	47,322	41,590	123,604

Report Date/Time: 01/12/2016 01:46 PM

## STATE OF ARIZONA REGISTRATION REPORT

Page Number 5

2016 January Voter Registration - January 1, 2016  
 Compiled and Issued by the Arizona Secretary of State

## ACTIVE

Legislative	Precincts	Democratic	Green	Libertarian	Republican	Other	TOTAL
Legislative District 29							
Maricopa	33	25,457	46	783	13,480	29,880	69,646
TOTALS	33	25,457	46	783	13,480	29,880	69,646
Legislative District 30							
Maricopa	29	24,377	93	743	14,567	28,867	68,647
TOTALS	29	24,377	93	743	14,567	28,867	68,647
STATE TOTALS	1,466	917,411	4,628	25,807	1,105,521	1,201,030	3,254,397

Report Date/Time: 01/12/2016 01:46 PM

## STATE OF ARIZONA REGISTRATION REPORT

Page Number 6

2016 January Voter Registration - January 1, 2016  
Compiled and Issued by the Arizona Secretary of State

INACTIVE									
	Precincts	Date/Period	Americans	Democratic	Green	Libertarian	Republican	Other	TOTAL
Apache	45	JUL 2015	0	1,517	9	15	575	943	3,059
	45	OCT 2015	0	1,527	8	14	579	948	3,076
	45	JAN 2016	*	1,521	8	15	590	961	3,095
Cochise	49	JUL 2015	1	2,183	26	78	2,725	4,004	9,017
	49	OCT 2015	1	2,128	26	77	2,674	4,001	8,907
	49	JAN 2016	*	2,037	25	73	2,570	3,849	8,554
Coconino	71	JUL 2015	0	3,280	71	195	2,241	6,143	11,930
	71	OCT 2015	1	3,508	83	202	2,393	6,554	12,741
	71	JAN 2016	*	3,689	77	220	2,510	7,050	13,546
Gila	39	JUL 2015	1	1,454	8	39	1,767	2,030	5,299
	39	OCT 2015	1	1,519	7	42	1,789	2,080	5,438
	39	JAN 2016	*	1,484	7	42	1,758	2,042	5,333
Graham	22	JUL 2015	0	614	3	16	940	771	2,344
	22	OCT 2015	0	598	3	18	913	761	2,293
	22	JAN 2016	*	615	4	17	946	799	2,381
Greenlee	8	JUL 2015	0	100	0	2	60	92	254
	8	OCT 2015	0	98	0	2	58	91	249
	8	JAN 2016	*	96	0	2	55	91	244
La Paz	11	JUL 2015	0	552	8	14	568	851	1,993
	11	OCT 2015	0	538	8	13	552	836	1,947
	11	JAN 2016	*	528	8	12	543	823	1,914
Maricopa	724	JUL 2015	33	63,109	723	2,876	59,384	103,629	229,754
	724	OCT 2015	32	63,354	701	2,849	59,482	103,870	230,288
	724	JAN 2016	*	83,251	774	3,842	78,589	137,658	304,114
Mohave	73	JUL 2015	1	4,266	23	121	5,496	8,869	18,776
	24	OCT 2015	1	4,603	25	130	6,046	9,857	20,662
	24	JAN 2016	*	4,609	25	126	6,058	9,912	20,730
Navajo	61	JUL 2015	0	3,051	12	71	2,705	3,038	8,877
	61	OCT 2015	0	2,981	12	70	2,625	2,960	8,648
	14	JAN 2016	*	2,981	12	70	2,607	2,944	8,614
Pima	248	JUL 2015	16	24,341	376	834	18,470	30,589	74,626
	248	OCT 2015	16	23,420	359	792	17,769	29,846	72,202
	248	JAN 2016	*	27,073	398	929	20,939	34,959	84,298
Pinal	102	JUL 2015	4	11,470	67	290	9,748	18,059	39,638
	102	OCT 2015	4	11,338	66	284	9,634	17,978	39,304
	101	JAN 2016	*	11,258	62	282	9,490	17,807	38,899
Santa Cruz	24	JUL 2015	0	1,364	4	19	479	1,335	3,201
	24	OCT 2015	0	1,322	4	18	457	1,304	3,105
	24	JAN 2016	*	1,300	4	17	453	1,281	3,055
Yavapai	45	JUL 2015	5	2,998	59	198	4,904	7,629	15,793
	45	OCT 2015	4	3,254	60	217	5,318	8,397	17,250
	44	JAN 2016	*	3,361	62	209	5,531	8,721	17,884
Yuma	44	JUL 2015	1	5,609	18	181	5,382	9,412	20,603
	44	OCT 2015	1	6,016	19	199	5,793	10,277	22,305
	42	JAN 2016	*	6,369	20	203	6,123	11,082	23,797
TOTALS:	1,566	JUL 2015	62	125,908	1,407	4,949	115,444	197,394	445,164
	1,517	OCT 2015	61	126,204	1,381	4,927	116,082	199,760	448,415
	1,466	JAN 2016	*	150,172	1,486	6,059	138,762	239,979	536,458
PERCENTAGES:		JUL 2015	0.01	28.28	0.32	1.11	25.93	44.34	
		OCT 2015	0.01	28.14	0.31	1.10	25.89	44.55	
		JAN 2016	*	27.99	0.28	1.13	25.87	44.73	

\* - Party was not a recognized party during this cycle



Report Date/Time: 01/12/2016 01:46 PM

## STATE OF ARIZONA REGISTRATION REPORT

Page Number 7

2016 January Voter Registration - January 1, 2016  
Compiled and Issued by the Arizona Secretary of State

## INACTIVE

Congressional	Precincts	Democratic	Green	Libertarian	Republican	Other	TOTAL
Congressional District 1							
Apache	45	1,521	8	15	590	961	3,095
Coconino	71	3,689	77	220	2,510	7,050	13,546
Gila	22	840	2	14	478	797	2,131
Graham	22	615	4	17	946	799	2,381
Greenlee	8	96	0	2	55	91	244
Maricopa	3	68	0	0	9	56	133
Mohave	2	17	0	0	8	20	45
Navajo	14	2,981	12	70	2,607	2,944	8,614
Pima	26	2,110	20	90	3,069	3,353	8,642
Pinal	59	6,919	31	138	4,488	9,188	20,764
Yavapai	7	557	15	30	528	1,251	2,381
TOTALS	279	19,413	169	596	15,288	26,510	61,976
Congressional District 2							
Cochise	49	2,037	25	73	2,570	3,849	8,554
Pima	145	16,611	264	626	14,241	22,747	54,489
TOTALS	194	18,648	289	699	16,811	26,596	63,043
Congressional District 3							
Maricopa	46	4,861	27	154	3,140	7,450	15,632
Pima	77	8,352	114	213	3,629	8,859	21,167
Pinal	1	30	0	0	2	18	50
Santa Cruz	24	1,300	4	17	453	1,281	3,055
Yuma	27	4,250	14	128	2,809	6,637	13,838
TOTALS	175	18,793	159	512	10,033	24,245	53,742
Congressional District 4							
Gila	17	644	5	28	1,280	1,245	3,202
La Paz	11	528	8	12	543	823	1,914
Maricopa	18	501	9	16	1,026	1,164	2,716
Mohave	22	4,592	25	126	6,050	9,892	20,685
Pinal	41	4,309	31	144	5,000	8,601	18,085
Yavapai	37	2,804	47	179	5,003	7,470	15,503
Yuma	15	2,119	6	75	3,314	4,445	9,959
TOTALS	161	15,497	131	580	22,216	33,640	72,064
Congressional District 5							
Maricopa	113	13,159	128	652	20,694	27,369	62,002
TOTALS	113	13,159	128	652	20,694	27,369	62,002
Congressional District 6							
Maricopa	156	11,643	138	636	15,297	21,816	49,530
TOTALS	156	11,643	138	636	15,297	21,816	49,530
Congressional District 7							
Maricopa	105	18,432	96	626	5,990	21,257	46,401
TOTALS	105	18,432	96	626	5,990	21,257	46,401
Congressional District 8							
Maricopa	142	12,365	91	509	15,484	21,177	49,626
TOTALS	142	12,365	91	509	15,484	21,177	49,626
Congressional District 9							
Maricopa	141	22,222	285	1,249	16,949	37,369	78,074
TOTALS	141	22,222	285	1,249	16,949	37,369	78,074
STATE TOTALS	1,466	150,172	1,486	6,059	138,762	239,979	536,458

Report Date/Time: 01/12/2016 01:46 PM

## STATE OF ARIZONA REGISTRATION REPORT

Page Number 8

2016 January Voter Registration - January 1, 2016  
Compiled and Issued by the Arizona Secretary of State

## INACTIVE

Legislative	Precincts	Democratic	Green	Libertarian	Republican	Other	TOTAL
Legislative District 1							
Maricopa	14	867	14	48	1,767	1,925	4,621
Yavapai	34	2,171	38	155	4,213	5,929	12,506
TOTALS	48	3,038	52	203	5,980	7,854	17,127
Legislative District 2							
Pima	33	3,587	23	95	2,566	4,531	10,802
Santa Cruz	24	1,300	4	17	453	1,281	3,055
TOTALS	57	4,887	27	112	3,019	5,812	13,857
Legislative District 3							
Pima	41	6,132	124	176	2,578	6,369	15,379
TOTALS	41	6,132	124	176	2,578	6,369	15,379
Legislative District 4							
Maricopa	18	1,131	7	43	1,189	2,288	4,658
Pima	17	845	4	11	354	905	2,119
Pinal	1	30	0	0	2	18	50
Yuma	21	3,689	8	101	2,162	5,504	11,464
TOTALS	57	5,695	19	155	3,707	8,715	18,291
Legislative District 5							
La Paz	11	528	8	12	543	823	1,914
Mohave	22	4,592	25	126	6,050	9,892	20,685
TOTALS	33	5,120	33	138	6,593	10,715	22,599
Legislative District 6							
Coconino	45	2,991	74	192	2,219	6,382	11,858
Gila	18	656	5	29	1,293	1,261	3,244
Navajo	5	491	3	16	1,054	805	2,369
Yavapai	10	1,190	24	54	1,318	2,792	5,378
TOTALS	78	5,328	106	291	5,884	11,240	22,849
Legislative District 7							
Apache	45	1,521	8	15	590	961	3,095
Coconino	26	698	3	28	291	668	1,688
Gila	3	213	1	2	25	124	365
Graham	2	136	1	0	23	77	237
Mohave	2	17	0	0	8	20	45
Navajo	9	2,490	9	54	1,553	2,139	6,245
Pinal	0	0	0	0	0	0	0
TOTALS	87	5,075	22	99	2,490	3,989	11,675
Legislative District 8							
Gila	18	615	1	11	440	657	1,724
Pinal	51	6,072	26	120	4,320	8,700	19,238
TOTALS	69	6,687	27	131	4,760	9,357	20,962
Legislative District 9							
Pima	57	6,903	129	278	5,413	8,872	21,595
TOTALS	57	6,903	129	278	5,413	8,872	21,595
Legislative District 10							
Pima	49	6,217	89	211	5,016	8,590	20,123
TOTALS	49	6,217	89	211	5,016	8,590	20,123
Legislative District 11							
Pima	34	2,541	23	113	3,632	4,085	10,394
Pinal	27	2,861	19	86	2,529	4,625	10,120
TOTALS	61	5,402	42	199	6,161	8,710	20,514
Legislative District 12							
Maricopa	34	4,534	41	253	8,730	10,443	24,001
Pinal	1	44	0	4	70	82	200
TOTALS	35	4,578	41	257	8,800	10,525	24,201

Report Date/Time: 01/12/2016 01:46 PM

## STATE OF ARIZONA REGISTRATION REPORT

Page Number 9

2016 January Voter Registration - January 1, 2016  
Compiled and Issued by the Arizona Secretary of State

## INACTIVE

Legislative	Precincts	Democratic	Green	Libertarian	Republican	Other	TOTAL
Legislative District 13							
Maricopa	29	1,941	15	82	2,757	4,101	8,896
Yavapai	0	0	0	0	0	0	0
Yuma	21	2,680	12	102	3,961	5,578	12,333
TOTALS	50	4,621	27	184	6,718	9,679	21,229
Legislative District 14							
Cochise	49	2,037	25	73	2,570	3,849	8,554
Graham	20	479	3	17	923	722	2,144
Greenlee	8	96	0	2	55	91	244
Pima	17	848	6	45	1,380	1,607	3,886
TOTALS	94	3,460	34	137	4,928	6,269	14,828
Legislative District 15							
Maricopa	42	2,920	47	197	5,018	5,810	13,992
TOTALS	42	2,920	47	197	5,018	5,810	13,992
Legislative District 16							
Maricopa	19	2,237	12	108	3,245	4,678	10,280
Pinal	21	2,251	17	72	2,569	4,382	9,291
TOTALS	40	4,488	29	180	5,814	9,060	19,571
Legislative District 17							
Maricopa	39	5,035	42	244	5,913	9,678	20,912
TOTALS	39	5,035	42	244	5,913	9,678	20,912
Legislative District 18							
Maricopa	42	6,641	63	330	6,158	11,244	24,436
TOTALS	42	6,641	63	330	6,158	11,244	24,436
Legislative District 19							
Maricopa	28	4,976	22	160	1,952	6,347	13,457
TOTALS	28	4,976	22	160	1,952	6,347	13,457
Legislative District 20							
Maricopa	47	4,260	45	210	4,255	7,238	16,008
TOTALS	47	4,260	45	210	4,255	7,238	16,008
Legislative District 21							
Maricopa	42	4,029	25	130	4,415	6,207	14,806
TOTALS	42	4,029	25	130	4,415	6,207	14,806
Legislative District 22							
Maricopa	48	3,111	26	108	4,772	5,651	13,668
TOTALS	48	3,111	26	108	4,772	5,651	13,668
Legislative District 23							
Maricopa	57	3,463	42	194	5,465	7,001	16,165
TOTALS	57	3,463	42	194	5,465	7,001	16,165
Legislative District 24							
Maricopa	40	7,266	93	293	3,305	8,784	19,741
TOTALS	40	7,266	93	293	3,305	8,784	19,741
Legislative District 25							
Maricopa	37	3,619	61	172	4,733	6,648	15,233
TOTALS	37	3,619	61	172	4,733	6,648	15,233
Legislative District 26							
Maricopa	34	7,555	122	499	5,038	14,537	27,751
TOTALS	34	7,555	122	499	5,038	14,537	27,751
Legislative District 27							
Maricopa	35	6,211	23	166	1,806	6,973	15,179
TOTALS	35	6,211	23	166	1,806	6,973	15,179
Legislative District 28							
Maricopa	57	3,966	29	230	3,888	5,962	14,075
TOTALS	57	3,966	29	230	3,888	5,962	14,075

Report Date/Time: 01/12/2016 01:46 PM

## STATE OF ARIZONA REGISTRATION REPORT

Page Number 10

2016 January Voter Registration - January 1, 2016  
 Compiled and Issued by the Arizona Secretary of State

## INACTIVE

Legislative	Precincts	Democratic	Green	Libertarian	Republican	Other	TOTAL
Legislative District 29							
Maricopa	33	4,611	17	194	2,047	5,930	12,799
TOTALS	33	4,611	17	194	2,047	5,930	12,799
Legislative District 30							
Maricopa	29	4,878	28	181	2,136	6,213	13,436
TOTALS	29	4,878	28	181	2,136	6,213	13,436
STATE TOTALS	1,466	150,172	1,486	6,059	138,762	239,979	536,458

# **EXHIBIT B**

Report Date/Time: 08/22/2016 10:04 AM

## STATE OF ARIZONA REGISTRATION REPORT

Page Number 1

2016 Primary Election - August 30, 2016  
 Compiled and Issued by the Arizona Secretary of State

## ACTIVE

	Precincts	Date/Period	Democratic	Green	Libertarian	Republican	Other	TOTAL
Apache	45	MAR 2016	26,784	34	144	7,893	13,227	48,082
	45	MAY 2016	27,583	39	142	8,142	12,681	48,587
	45	P.E. 2016	27,114	42	145	8,070	12,277	47,648
Cochise	49	MAR 2016	19,289	102	411	26,795	25,365	71,962
	49	MAY 2016	19,308	106	421	27,084	24,981	71,900
	49	P.E. 2016	19,546	129	471	27,359	25,168	72,673
Coconino	71	MAR 2016	27,365	188	709	17,832	23,029	69,123
	71	MAY 2016	29,166	196	703	18,682	23,238	71,985
	71	P.E. 2016	29,454	231	722	18,892	23,410	72,709
Gila	39	MAR 2016	9,136	23	167	11,344	8,156	28,826
	39	MAY 2016	9,348	24	171	11,796	8,159	29,498
	39	P.E. 2016	8,861	26	161	11,559	7,686	28,293
Graham	22	MAR 2016	5,587	7	62	7,486	4,643	17,785
	22	MAY 2016	5,620	7	65	7,721	4,521	17,934
	22	P.E. 2016	5,331	9	61	7,574	4,085	17,060
Greenlee	8	MAR 2016	2,001	0	25	1,130	1,193	4,349
	8	MAY 2016	2,008	0	27	1,192	1,205	4,432
	8	P.E. 2016	2,007	0	27	1,264	1,242	4,540
La Paz	11	MAR 2016	2,216	10	34	3,386	3,676	9,322
	11	MAY 2016	2,264	10	36	3,496	3,673	9,479
	11	P.E. 2016	2,062	10	31	3,285	3,158	8,546
Maricopa	724	MAR 2016	532,946	2,109	16,626	708,941	733,577	1,994,199
	724	MAY 2016	555,036	2,208	16,617	724,414	728,242	2,026,517
	724	P.E. 2016	575,701	2,817	17,400	738,269	722,271	2,056,458
Mohave	24	MAR 2016	20,180	96	628	45,358	44,475	110,737
	24	MAY 2016	19,604	92	593	45,551	41,890	107,730
	24	P.E. 2016	19,754	113	614	47,268	41,867	109,616
Navajo	14	MAR 2016	23,315	41	368	18,875	17,307	59,906
	14	MAY 2016	24,332	43	368	19,742	16,939	61,424
	14	P.E. 2016	24,336	51	386	19,814	17,164	61,751
Pima	248	MAR 2016	179,043	1,351	3,547	148,215	159,929	492,085
	248	MAY 2016	186,249	1,330	3,560	152,396	157,048	500,583
	248	P.E. 2016	191,766	1,562	3,821	155,376	156,785	509,310
Pinal	101	MAR 2016	43,551	147	1,106	54,416	66,445	165,665
	101	MAY 2016	46,032	158	1,129	58,137	65,901	171,357
	102	P.E. 2016	48,026	199	1,265	61,240	67,744	178,474
Santa Cruz	24	MAR 2016	11,784	34	128	3,890	8,320	24,156
	24	MAY 2016	12,213	36	131	4,006	8,310	24,696
	24	P.E. 2016	12,568	36	131	4,079	8,364	25,178
Yavapai	44	MAR 2016	25,965	214	928	55,878	44,509	127,494
	44	MAY 2016	26,980	201	920	57,715	44,444	130,260
	45	P.E. 2016	27,184	244	951	58,732	43,224	130,335
Yuma	42	MAR 2016	23,365	26	450	20,399	29,949	74,189
	43	MAY 2016	24,674	30	457	21,742	30,024	76,927
	44	P.E. 2016	25,340	43	467	22,242	29,928	78,020
TOTALS:	1,466	MAR 2016	952,527	4,382	25,333	1,131,838	1,183,800	3,297,880
	1,467	MAY 2016	990,417	4,480	25,340	1,161,816	1,171,256	3,353,309
	1,470	P.E. 2016	1,019,050	5,512	26,653	1,185,023	1,164,373	3,400,611
PERCENTAGES:		MAR 2016	28.88	0.13	0.77	34.32	35.90	
		MAY 2016	29.54	0.13	0.76	34.65	34.93	
		P.E. 2016	29.97	0.16	0.78	34.85	34.24	

Report Date/Time: 08/22/2016 10:04 AM

## STATE OF ARIZONA REGISTRATION REPORT

Page Number 2

2016 Primary Election - August 30, 2016  
Compiled and Issued by the Arizona Secretary of State

## ACTIVE

Congressional	Precincts	Democratic	Green	Libertarian	Republican	Other	TOTAL
Congressional District 1							
Apache	45	27,114	42	145	8,070	12,277	47,648
Coconino	71	29,454	231	722	18,892	23,410	72,709
Gila	22	5,833	7	50	2,667	3,287	11,844
Graham	22	5,331	9	61	7,574	4,085	17,060
Greenlee	8	2,007	0	27	1,264	1,242	4,540
Maricopa	3	499	0	6	73	472	1,050
Mohave	2	270	0	3	119	365	757
Navajo	14	24,336	51	386	19,814	17,164	61,751
Pima	26	16,581	68	376	26,650	18,712	62,387
Pinal	60	30,380	104	593	30,005	35,387	96,469
Yavapai	7	5,101	43	134	6,401	6,833	18,512
TOTALS	280	146,906	555	2,503	121,529	123,234	394,727
Congressional District 2							
Cochise	49	19,546	129	471	27,359	25,168	72,673
Pima	145	113,151	990	2,463	105,351	96,156	318,111
TOTALS	194	132,697	1,119	2,934	132,710	121,324	390,784
Congressional District 3							
Maricopa	46	34,771	104	836	25,762	41,919	103,392
Pima	77	62,034	504	982	23,375	41,917	128,812
Pinal	1	144	0	0	10	50	204
Santa Cruz	24	12,568	36	131	4,079	8,364	25,178
Yuma	29	19,100	29	272	10,080	19,244	48,725
TOTALS	177	128,617	673	2,221	63,306	111,494	306,311
Congressional District 4							
Gila	17	3,028	19	111	8,892	4,399	16,449
La Paz	11	2,062	10	31	3,285	3,158	8,546
Maricopa	18	4,859	23	186	11,669	8,522	25,259
Mohave	22	19,484	113	611	47,149	41,502	108,859
Pinal	41	17,502	95	672	31,225	32,307	81,801
Yavapai	38	22,083	201	817	52,331	36,391	111,823
Yuma	15	6,240	14	195	12,162	10,684	29,295
TOTALS	162	75,258	475	2,623	166,713	136,963	382,032
Congressional District 5							
Maricopa	113	91,496	453	3,477	189,239	143,058	427,723
TOTALS	113	91,496	453	3,477	189,239	143,058	427,723
Congressional District 6							
Maricopa	156	104,863	533	3,624	176,760	150,203	435,983
TOTALS	156	104,863	533	3,624	176,760	150,203	435,983
Congressional District 7							
Maricopa	105	115,579	438	2,412	40,425	102,463	261,317
TOTALS	105	115,579	438	2,412	40,425	102,463	261,317
Congressional District 8							
Maricopa	142	102,222	469	3,020	175,239	145,583	426,533
TOTALS	142	102,222	469	3,020	175,239	145,583	426,533
Congressional District 9							
Maricopa	141	121,412	797	3,839	119,102	130,051	375,201
TOTALS	141	121,412	797	3,839	119,102	130,051	375,201
STATE TOTALS	1,470	1,019,050	5,512	26,653	1,185,023	1,164,373	3,400,611



Report Date/Time: 08/22/2016 10:04 AM

## STATE OF ARIZONA REGISTRATION REPORT

Page Number 3

2016 Primary Election - August 30, 2016  
 Compiled and Issued by the Arizona Secretary of State

## ACTIVE

Legislative	Precincts	Democratic	Green	Libertarian	Republican	Other	TOTAL
Legislative District 1							
Maricopa	14	7,616	34	354	20,733	14,331	43,068
Yavapai	35	17,628	164	700	45,590	29,950	94,032
TOTALS	49	25,244	198	1,054	66,323	44,281	137,100
Legislative District 2							
Pima	33	25,743	134	439	18,625	23,687	68,628
Santa Cruz	24	12,568	36	131	4,079	8,364	25,178
TOTALS	57	38,311	170	570	22,704	32,051	93,806
Legislative District 3							
Pima	41	43,413	442	684	14,778	27,212	86,529
TOTALS	41	43,413	442	684	14,778	27,212	86,529
Legislative District 4							
Maricopa	18	7,950	47	223	9,465	11,015	28,700
Pima	17	6,919	34	71	2,218	4,594	13,836
Pinal	1	144	0	0	10	50	204
Yuma	23	17,002	22	227	7,728	16,514	41,493
TOTALS	59	32,015	103	521	19,421	32,173	84,233
Legislative District 5							
La Paz	11	2,062	10	31	3,285	3,158	8,546
Mohave	22	19,484	113	611	47,149	41,502	108,859
TOTALS	33	21,546	123	642	50,434	44,660	117,405
Legislative District 6							
Coconino	45	18,524	198	538	14,639	16,866	50,765
Gila	18	3,070	19	112	8,989	4,443	16,633
Navajo	5	3,000	16	100	8,630	3,957	15,703
Yavapai	10	9,556	80	251	13,142	13,274	36,303
TOTALS	78	34,150	313	1,001	45,400	38,540	119,404
Legislative District 7							
Apache	45	27,114	42	145	8,070	12,277	47,648
Coconino	26	10,930	33	184	4,253	6,544	21,944
Gila	3	1,848	0	9	175	904	2,936
Graham	2	1,374	0	3	175	629	2,181
Mohave	2	270	0	3	119	365	757
Navajo	9	21,336	35	286	11,184	13,207	46,048
Pinal	1	0	0	0	0	0	0
TOTALS	88	62,872	110	630	23,976	33,926	121,514
Legislative District 8							
Gila	18	3,943	7	40	2,395	2,339	8,724
Pinal	51	24,881	86	539	24,752	29,061	79,319
TOTALS	69	28,824	93	579	27,147	31,400	88,043
Legislative District 9							
Pima	57	45,024	411	943	37,110	34,873	118,361
TOTALS	57	45,024	411	943	37,110	34,873	118,361
Legislative District 10							
Pima	49	43,572	381	921	38,044	34,605	117,523
TOTALS	49	43,572	381	921	38,044	34,605	117,523
Legislative District 11							
Pima	34	20,532	112	524	32,137	22,893	76,198
Pinal	27	13,463	58	391	18,138	20,038	52,088
TOTALS	61	33,995	170	915	50,275	42,931	128,286
Legislative District 12							
Maricopa	34	27,411	129	1,199	64,433	44,044	137,216
Pinal	1	255	1	13	603	500	1,372
TOTALS	35	27,666	130	1,212	65,036	44,544	138,588

Report Date/Time: 08/22/2016 10:04 AM

## STATE OF ARIZONA REGISTRATION REPORT

Page Number 4

2016 Primary Election - August 30, 2016  
Compiled and Issued by the Arizona Secretary of State

## ACTIVE

Legislative	Precincts	Democratic	Green	Libertarian	Republican	Other	TOTAL
Legislative District 13							
Maricopa	29	17,175	82	576	30,872	26,696	75,401
Yuma	21	8,338	21	240	14,514	13,414	36,527
TOTALS	50	25,513	103	816	45,386	40,110	111,928
Legislative District 14							
Cochise	49	19,546	129	471	27,359	25,168	72,673
Graham	20	3,957	9	58	7,399	3,456	14,879
Greenlee	8	2,007	0	27	1,264	1,242	4,540
Pima	17	6,563	48	239	12,464	8,921	28,235
TOTALS	94	32,073	186	795	48,486	38,787	120,327
Legislative District 15							
Maricopa	42	30,364	159	1,139	56,920	45,835	134,417
TOTALS	42	30,364	159	1,139	56,920	45,835	134,417
Legislative District 16							
Maricopa	19	16,431	95	596	31,180	28,492	76,794
Pinal	21	9,283	54	322	17,737	18,095	45,491
TOTALS	40	25,714	149	918	48,917	46,587	122,285
Legislative District 17							
Maricopa	39	33,143	131	1,071	49,228	45,160	128,733
TOTALS	39	33,143	131	1,071	49,228	45,160	128,733
Legislative District 18							
Maricopa	42	40,885	258	1,235	48,160	44,366	134,904
TOTALS	42	40,885	258	1,235	48,160	44,366	134,904
Legislative District 19							
Maricopa	28	33,124	73	681	13,883	34,521	82,282
TOTALS	28	33,124	73	681	13,883	34,521	82,282
Legislative District 20							
Maricopa	47	32,970	193	1,106	42,353	42,022	118,644
TOTALS	47	32,970	193	1,106	42,353	42,022	118,644
Legislative District 21							
Maricopa	42	32,969	147	812	45,204	43,408	122,540
TOTALS	42	32,969	147	812	45,204	43,408	122,540
Legislative District 22							
Maricopa	48	30,267	114	862	65,374	46,971	143,588
TOTALS	48	30,267	114	862	65,374	46,971	143,588
Legislative District 23							
Maricopa	57	32,777	136	1,067	69,682	51,714	155,376
TOTALS	57	32,777	136	1,067	69,682	51,714	155,376
Legislative District 24							
Maricopa	40	39,999	285	1,081	22,015	35,110	98,490
TOTALS	40	39,999	285	1,081	22,015	35,110	98,490
Legislative District 25							
Maricopa	37	27,344	174	1,057	57,781	41,417	127,773
TOTALS	37	27,344	174	1,057	57,781	41,417	127,773
Legislative District 26							
Maricopa	34	30,213	245	1,031	20,529	34,164	86,182
TOTALS	34	30,213	245	1,031	20,529	34,164	86,182
Legislative District 27							
Maricopa	35	40,284	125	632	11,607	33,469	86,117
TOTALS	35	40,284	125	632	11,607	33,469	86,117
Legislative District 28							
Maricopa	57	37,371	202	1,198	49,445	40,444	128,660
TOTALS	57	37,371	202	1,198	49,445	40,444	128,660
Legislative District 29							
Maricopa	33	29,368	74	763	14,089	30,211	74,505
TOTALS	33	29,368	74	763	14,089	30,211	74,505

Report Date/Time: 08/22/2016 10:04 AM

## STATE OF ARIZONA REGISTRATION REPORT

Page Number 5

2016 Primary Election - August 30, 2016  
Compiled and Issued by the Arizona Secretary of State

## ACTIVE

Legislative	Precincts	Democratic	Green	Libertarian	Republican	Other	TOTAL
Legislative District 30							
Maricopa	29	28,040	114	717	15,316	28,881	73,068
TOTALS	29	28,040	114	717	15,316	28,881	73,068
STATE TOTALS	1,470	1,019,050	5,512	26,653	1,185,023	1,164,373	3,400,611

Report Date/Time: 08/22/2016 10:04 AM

## STATE OF ARIZONA REGISTRATION REPORT

Page Number 6

2016 Primary Election - August 30, 2016  
 Compiled and Issued by the Arizona Secretary of State

## INACTIVE

	Precincts	Date/Period	Democratic	Green	Libertarian	Republican	Other	TOTAL
Apache	45	MAR 2016	1,504	8	15	576	938	3,041
	45	MAY 2016	1,542	7	14	605	904	3,072
	45	P.E. 2016	2,216	9	22	814	1,297	4,358
Cochise	49	MAR 2016	2,000	25	72	2,516	3,796	8,409
	49	MAY 2016	2,331	25	72	2,747	4,058	9,233
	49	P.E. 2016	2,301	23	72	2,859	4,064	9,319
Coconino	71	MAR 2016	4,147	76	230	2,927	7,898	15,278
	71	MAY 2016	3,562	68	210	2,604	7,317	13,761
	71	P.E. 2016	4,011	67	202	2,764	7,458	14,502
Gila	39	MAR 2016	1,527	7	43	1,775	2,183	5,535
	39	MAY 2016	1,402	7	43	1,614	2,098	5,164
	39	P.E. 2016	1,870	8	56	2,117	2,659	6,710
Graham	22	MAR 2016	623	3	16	980	774	2,396
	22	MAY 2016	619	3	16	961	826	2,425
	22	P.E. 2016	899	3	24	1,300	1,300	3,526
Greenlee	8	MAR 2016	149	0	2	122	189	462
	8	MAY 2016	150	0	2	116	183	451
	8	P.E. 2016	140	0	2	114	171	427
La Paz	11	MAR 2016	518	8	12	531	812	1,881
	11	MAY 2016	506	8	12	515	798	1,839
	11	P.E. 2016	714	9	17	817	1,293	2,850
Maricopa	724	MAR 2016	78,522	724	3,587	74,032	131,214	288,079
	724	MAY 2016	75,447	685	3,395	72,042	126,765	278,334
	724	P.E. 2016	76,243	697	3,796	73,790	142,029	296,555
Mohave	24	MAR 2016	4,939	28	132	6,709	10,773	22,581
	24	MAY 2016	5,787	34	160	8,000	12,984	26,965
	24	P.E. 2016	5,904	38	184	8,140	13,634	27,900
Navajo	14	MAR 2016	2,271	11	54	1,916	2,236	6,488
	14	MAY 2016	2,048	10	53	1,711	2,128	5,950
	14	P.E. 2016	2,275	12	56	2,144	2,129	6,616
Pima	248	MAR 2016	26,802	395	899	20,654	35,094	83,844
	248	MAY 2016	25,388	383	876	19,892	34,417	80,956
	248	P.E. 2016	25,936	411	886	20,600	36,582	84,415
Pinal	101	MAR 2016	11,857	65	312	10,307	19,509	42,050
	101	MAY 2016	11,351	64	302	9,725	18,979	40,421
	102	P.E. 2016	10,782	60	289	9,174	18,081	38,386
Santa Cruz	24	MAR 2016	1,279	4	17	449	1,244	2,993
	24	MAY 2016	1,216	4	17	430	1,215	2,882
	24	P.E. 2016	1,139	4	15	399	1,138	2,695
Yavapai	44	MAR 2016	3,392	62	197	5,698	8,604	17,953
	44	MAY 2016	3,209	59	188	5,397	8,286	17,139
	45	P.E. 2016	3,578	68	226	6,096	10,129	20,097
Yuma	42	MAR 2016	6,245	17	198	6,032	10,897	23,389
	43	MAY 2016	5,881	17	186	5,645	10,540	22,269
	44	P.E. 2016	6,053	20	204	5,852	10,814	22,943
TOTALS:	1,466	MAR 2016	145,775	1,433	5,786	135,224	236,161	524,379
	1,467	MAY 2016	140,439	1,374	5,546	132,004	231,498	510,861
	1,470	P.E. 2016	144,061	1,429	6,051	136,980	252,778	541,299
PERCENTAGES:		MAR 2016	27.80	0.27	1.10	25.79	45.04	
		MAY 2016	27.49	0.27	1.09	25.84	45.32	
		P.E. 2016	26.61	0.26	1.12	25.31	46.70	

Report Date/Time: 08/22/2016 10:04 AM

## STATE OF ARIZONA REGISTRATION REPORT

Page Number 7

2016 Primary Election - August 30, 2016  
Compiled and Issued by the Arizona Secretary of State

## INACTIVE

Congressional	Precincts	Democratic	Green	Libertarian	Republican	Other	TOTAL
Congressional District 1							
Apache	45	2,216	9	22	814	1,297	4,358
Coconino	71	4,011	67	202	2,764	7,458	14,502
Gila	22	1,143	2	16	574	1,155	2,890
Graham	22	899	3	24	1,300	1,300	3,526
Greenlee	8	140	0	2	114	171	427
Maricopa	3	61	0	1	8	55	125
Mohave	2	17	0	0	12	39	68
Navajo	14	2,275	12	56	2,144	2,129	6,616
Pima	26	1,969	19	81	2,970	3,401	8,440
Pinal	60	6,346	30	133	4,110	8,703	19,322
Yavapai	7	607	19	38	654	1,525	2,843
TOTALS	280	19,684	161	575	15,464	27,233	63,117
Congressional District 2							
Cochise	49	2,301	23	72	2,859	4,064	9,319
Pima	145	15,811	276	609	13,982	23,504	54,182
TOTALS	194	18,112	299	681	16,841	27,568	63,501
Congressional District 3							
Maricopa	46	4,426	21	160	2,961	7,750	15,318
Pima	77	8,156	116	196	3,648	9,677	21,793
Pinal	1	26	0	0	2	17	45
Santa Cruz	24	1,139	4	15	399	1,138	2,695
Yuma	29	4,016	13	128	2,654	6,409	13,220
TOTALS	177	17,763	154	499	9,664	24,991	53,071
Congressional District 4							
Gila	17	727	6	40	1,543	1,504	3,820
La Paz	11	714	9	17	817	1,293	2,850
Maricopa	18	479	9	21	1,011	1,287	2,807
Mohave	22	5,887	38	184	8,128	13,595	27,832
Pinal	41	4,410	30	156	5,062	9,361	19,019
Yavapai	38	2,971	49	188	5,442	8,604	17,254
Yuma	15	2,037	7	76	3,198	4,405	9,723
TOTALS	162	17,225	148	682	25,201	40,049	83,305
Congressional District 5							
Maricopa	113	12,307	111	648	19,748	28,909	61,723
TOTALS	113	12,307	111	648	19,748	28,909	61,723
Congressional District 6							
Maricopa	156	10,602	127	631	14,232	22,875	48,467
TOTALS	156	10,602	127	631	14,232	22,875	48,467
Congressional District 7							
Maricopa	105	16,490	91	583	5,478	21,592	44,234
TOTALS	105	16,490	91	583	5,478	21,592	44,234
Congressional District 8							
Maricopa	142	11,672	91	548	14,857	23,050	50,218
TOTALS	142	11,672	91	548	14,857	23,050	50,218
Congressional District 9							
Maricopa	141	20,206	247	1,204	15,495	36,511	73,663
TOTALS	141	20,206	247	1,204	15,495	36,511	73,663
STATE TOTALS	1,470	144,061	1,429	6,051	136,980	252,778	541,299

Report Date/Time: 08/22/2016 10:04 AM

## STATE OF ARIZONA REGISTRATION REPORT

Page Number 8

2016 Primary Election - August 30, 2016  
Compiled and Issued by the Arizona Secretary of State

## INACTIVE

Legislative	Precincts	Democratic	Green	Libertarian	Republican	Other	TOTAL
Legislative District 1							
Maricopa	14	772	13	57	1,673	2,026	4,541
Yavapai	35	2,367	41	163	4,702	7,039	14,312
TOTALS	49	3,139	54	220	6,375	9,065	18,853
Legislative District 2							
Pima	33	3,467	27	96	2,586	4,895	11,071
Santa Cruz	24	1,139	4	15	399	1,138	2,695
TOTALS	57	4,606	31	111	2,985	6,033	13,766
Legislative District 3							
Pima	41	5,984	134	158	2,631	6,969	15,876
TOTALS	41	5,984	134	158	2,631	6,969	15,876
Legislative District 4							
Maricopa	18	1,036	6	42	1,072	2,284	4,440
Pima	17	855	6	10	357	951	2,179
Pinal	1	26	0	0	2	17	45
Yuma	23	3,499	7	96	2,040	5,304	10,946
TOTALS	59	5,416	19	148	3,471	8,556	17,610
Legislative District 5							
La Paz	11	714	9	17	817	1,293	2,850
Mohave	22	5,887	38	184	8,128	13,595	27,832
TOTALS	33	6,601	47	201	8,945	14,888	30,682
Legislative District 6							
Coconino	45	2,981	64	177	2,312	6,419	11,953
Gila	18	738	6	41	1,556	1,518	3,859
Navajo	5	328	1	13	810	540	1,692
Yavapai	10	1,211	27	63	1,394	3,090	5,785
TOTALS	78	5,258	98	294	6,072	11,567	23,289
Legislative District 7							
Apache	45	2,216	9	22	814	1,297	4,358
Coconino	26	1,030	3	25	452	1,039	2,549
Gila	3	483	1	4	65	326	879
Graham	2	255	1	0	41	179	476
Mohave	2	17	0	0	12	39	68
Navajo	9	1,947	11	43	1,334	1,589	4,924
Pinal	1	0	0	0	0	0	0
TOTALS	88	5,948	25	94	2,718	4,469	13,254
Legislative District 8							
Gila	18	649	1	11	496	815	1,972
Pinal	51	5,973	27	128	4,345	9,414	19,887
TOTALS	69	6,622	28	139	4,841	10,229	21,859
Legislative District 9							
Pima	57	6,519	118	261	5,276	9,062	21,236
TOTALS	57	6,519	118	261	5,276	9,062	21,236
Legislative District 10							
Pima	49	5,957	97	214	4,909	8,909	20,086
TOTALS	49	5,957	97	214	4,909	8,909	20,086
Legislative District 11							
Pima	34	2,370	24	102	3,490	4,177	10,163
Pinal	27	2,556	18	79	2,272	4,223	9,148
TOTALS	61	4,926	42	181	5,762	8,400	19,311
Legislative District 12							
Maricopa	34	3,941	37	237	7,790	10,413	22,418
Pinal	1	46	0	5	86	105	242
TOTALS	35	3,987	37	242	7,876	10,518	22,660

Report Date/Time: 08/22/2016 10:04 AM

## STATE OF ARIZONA REGISTRATION REPORT

Page Number 9

2016 Primary Election - August 30, 2016  
Compiled and Issued by the Arizona Secretary of State

INACTIVE							
Legislative	Precincts	Democratic	Green	Libertarian	Republican	Other	TOTAL
Legislative District 13							
Maricopa	29	1,895	16	91	2,700	4,462	9,164
Yuma	21	2,554	13	108	3,812	5,510	11,997
TOTALS	50	4,449	29	199	6,512	9,972	21,161
Legislative District 14							
Cochise	49	2,301	23	72	2,859	4,064	9,319
Graham	20	644	2	24	1,259	1,121	3,050
Greenlee	8	140	0	2	114	171	427
Pima	17	784	5	45	1,351	1,619	3,804
TOTALS	94	3,869	30	143	5,583	6,975	16,600
Legislative District 15							
Maricopa	42	2,532	44	184	4,425	5,806	12,991
TOTALS	42	2,532	44	184	4,425	5,806	12,991
Legislative District 16							
Maricopa	19	2,227	12	103	3,319	5,145	10,806
Pinal	21	2,181	15	77	2,469	4,322	9,064
TOTALS	40	4,408	27	180	5,788	9,467	19,870
Legislative District 17							
Maricopa	39	4,362	33	229	5,273	9,240	19,137
TOTALS	39	4,362	33	229	5,273	9,240	19,137
Legislative District 18							
Maricopa	42	5,847	53	307	5,392	10,520	22,119
TOTALS	42	5,847	53	307	5,392	10,520	22,119
Legislative District 19							
Maricopa	28	4,491	17	164	1,868	6,746	13,286
TOTALS	28	4,491	17	164	1,868	6,746	13,286
Legislative District 20							
Maricopa	47	3,941	42	220	3,936	7,560	15,699
TOTALS	47	3,941	42	220	3,936	7,560	15,699
Legislative District 21							
Maricopa	42	3,901	27	148	4,347	6,926	15,349
TOTALS	42	3,901	27	148	4,347	6,926	15,349
Legislative District 22							
Maricopa	48	2,931	24	120	4,584	6,241	13,900
TOTALS	48	2,931	24	120	4,584	6,241	13,900
Legislative District 23							
Maricopa	57	3,320	37	198	5,373	7,751	16,679
TOTALS	57	3,320	37	198	5,373	7,751	16,679
Legislative District 24							
Maricopa	40	6,447	85	282	3,009	8,747	18,570
TOTALS	40	6,447	85	282	3,009	8,747	18,570
Legislative District 25							
Maricopa	37	3,846	54	211	5,098	8,117	17,326
TOTALS	37	3,846	54	211	5,098	8,117	17,326
Legislative District 26							
Maricopa	34	7,195	103	481	4,845	14,422	27,046
TOTALS	34	7,195	103	481	4,845	14,422	27,046
Legislative District 27							
Maricopa	35	5,395	23	143	1,571	6,768	13,900
TOTALS	35	5,395	23	143	1,571	6,768	13,900
Legislative District 28							
Maricopa	57	3,518	23	208	3,561	6,148	13,458
TOTALS	57	3,518	23	208	3,561	6,148	13,458
Legislative District 29							
Maricopa	33	4,190	18	191	1,925	6,065	12,389
TOTALS	33	4,190	18	191	1,925	6,065	12,389



## STATE OF ARIZONA REGISTRATION REPORT

2016 Primary Election - August 30, 2016  
Compiled and Issued by the Arizona Secretary of State

## INACTIVE

Legislative	Precincts	Democratic	Green	Libertarian	Republican	Other	TOTAL
Legislative District 30							
Maricopa	29	4,456	30	180	2,029	6,642	13,337
TOTALS	29	4,456	30	180	2,029	6,642	13,337
STATE TOTALS	1,470	144,061	1,429	6,051	136,980	252,778	541,299

# EXHIBIT C

STATE OF ARIZONA REGISTRATION REPORT  
2020 January Voter Registration - January 02, 2020  
Compiled and Issued by the Arizona Secretary of State

**Active**

County	Precincts	Date/Period	Democratic	Green	Libertarian	Republican	Other	Total
Apache	44	JUL 2019	28,525	53	157	9,295	12,533	50,563
	44	OCT 2019	28,704	54	154	9,481	12,660	51,053
	44	JAN 2020	28,734	*	161	9,589	12,735	51,219
Cochise	49	JUL 2019	19,323	115	553	28,623	24,209	72,823
	49	OCT 2019	19,519	117	569	28,949	24,428	73,582
	49	JAN 2020	19,771	*	574	29,507	24,868	74,720
Coconino	71	JUL 2019	34,639	279	815	21,869	27,564	85,166
	71	OCT 2019	35,546	271	835	22,224	28,049	86,925
	71	JAN 2020	35,787	*	834	22,230	28,094	86,945
Gila	39	JUL 2019	8,692	27	181	13,405	8,185	30,490
	39	OCT 2019	8,512	31	177	13,311	7,903	29,934
	39	JAN 2020	8,664	*	178	13,744	8,238	30,824
Graham	22	JUL 2019	5,210	12	91	8,644	4,576	18,533
	22	OCT 2019	5,259	11	97	8,891	4,685	18,943
	22	JAN 2020	5,268	*	98	8,999	4,771	19,136
Greenlee	8	JUL 2019	1,839	3	38	1,467	1,303	4,650
	8	OCT 2019	1,826	3	41	1,502	1,332	4,704
	8	JAN 2020	1,805	*	39	1,538	1,353	4,735
La Paz	11	JUL 2019	2,317	14	40	4,289	3,800	10,460
	11	OCT 2019	2,277	13	43	4,235	3,723	10,291
	11	JAN 2020	2,290	*	44	4,344	3,769	10,447
Maricopa	743	JUL 2019	691,308	3,585	21,445	819,103	786,438	2,321,879
	743	OCT 2019	705,783	3,605	21,674	830,080	796,729	2,357,871
	743	JAN 2020	724,099	*	21,847	840,167	811,984	2,398,097
Mohave	24	JUL 2019	20,238	135	707	58,383	42,378	121,841
	24	OCT 2019	20,653	139	738	60,318	43,130	124,978
	24	JAN 2020	20,427	*	721	60,951	42,442	124,541
Navajo	14	JUL 2019	25,066	86	388	22,057	17,593	65,190
	14	OCT 2019	25,120	82	383	22,241	17,720	65,546
	14	JAN 2020	25,077	*	381	22,408	17,918	65,784
Pima	249	JUL 2019	217,058	1,426	4,411	167,553	173,563	564,011
	249	OCT 2019	220,695	1,380	4,353	168,156	174,983	569,567
	249	JAN 2020	223,115	*	4,361	168,990	177,142	573,608
Pinal	102	JUL 2019	56,162	294	1,602	75,453	76,700	210,211
	102	OCT 2019	57,250	307	1,604	77,442	77,929	214,532
	102	JAN 2020	58,329	*	1,624	79,631	79,429	219,013
Santa Cruz	24	JUL 2019	14,548	50	151	4,759	9,542	29,050
	24	OCT 2019	14,628	47	154	4,822	9,669	29,320
	24	JAN 2020	13,429	*	132	4,495	8,676	26,732
Yavapai	45	JUL 2019	29,603	269	1,073	67,717	45,587	144,249
	45	OCT 2019	30,043	268	1,087	68,849	45,694	145,941
	45	JAN 2020	30,245	*	1,081	69,499	45,467	146,292
Yuma	44	JUL 2019	31,084	72	606	26,792	33,369	91,923
	44	OCT 2019	31,216	77	605	27,047	33,720	92,665
	44	JAN 2020	31,705	*	602	27,843	34,406	94,556
<b>Totals:</b>	1,489	JUL 2019	1,185,612	6,420	32,258	1,329,409	1,267,340	3,821,039
	1,489	OCT 2019	1,207,031	6,405	32,514	1,347,548	1,282,354	3,875,852
	1,489	JAN 2020	1,228,745	*	32,677	1,363,935	1,301,292	3,926,649
Percentages:		JUL 2019	31.03	0.17	0.84	34.79	33.17	
		OCT 2019	31.14	0.17	0.84	34.77	33.09	
		JAN 2020	31.29	*	0.83	34.74	33.14	

\* Party no longer recognized at the state level

STATE OF ARIZONA REGISTRATION REPORT  
2020 January Voter Registration - January 02, 2020  
Compiled and Issued by the Arizona Secretary of State

**Active**

District	Precincts	Democratic	Libertarian	Republican	Other	Total
<b>Congressional District 1</b>						
Apache	44	28,734	161	9,589	12,735	51,219
Coconino	71	35,787	834	22,230	28,094	86,945
Gila	22	5,600	52	3,223	3,498	12,373
Graham	22	5,268	98	8,999	4,771	19,136
Greenlee	8	1,805	39	1,538	1,353	4,735
Maricopa	3	663	9	84	582	1,338
Mohave	2	292	3	119	370	784
Navajo	14	25,077	381	22,408	17,918	65,784
Pima	26	20,234	501	29,989	21,615	72,339
Pinal	60	36,007	739	37,569	41,957	116,272
Yavapai	7	5,609	151	7,200	7,144	20,104
Total:	279	165,076	2,968	142,948	140,037	451,029
<b>Congressional District 2</b>						
Cochise	49	19,771	574	29,507	24,868	74,720
Pima	146	130,568	2,819	112,396	107,401	353,184
Total:	195	150,339	3,393	141,903	132,269	427,904
<b>Congressional District 3</b>						
Maricopa	47	45,765	1,004	31,315	46,813	124,897
Pima	77	72,313	1,041	26,605	48,126	148,085
Pinal	1	150	0	9	86	245
Santa Cruz	24	13,429	132	4,495	8,676	26,732
Yuma	29	23,878	341	11,687	21,834	57,740
Total:	178	155,535	2,518	74,111	125,535	357,699
<b>Congressional District 4</b>						
Gila	17	3,064	126	10,521	4,740	18,451
La Paz	11	2,290	44	4,344	3,769	10,447
Maricopa	18	7,162	275	16,894	11,170	35,501
Mohave	22	20,135	718	60,832	42,072	123,757
Pinal	41	22,172	885	42,053	37,386	102,496
Yavapai	38	24,636	930	62,299	38,323	126,188
Yuma	15	7,827	261	16,156	12,572	36,816
Total:	162	87,286	3,239	213,099	150,032	453,656
<b>Congressional District 5</b>						
Maricopa	128	119,390	4,896	222,581	167,458	514,325
Total:	128	119,390	4,896	222,581	167,458	514,325
<b>Congressional District 6</b>						
Maricopa	157	126,975	4,430	193,421	163,131	487,957
Total:	157	126,975	4,430	193,421	163,131	487,957
<b>Congressional District 7</b>						
Maricopa	107	147,383	2,540	46,119	114,932	310,974
Total:	107	147,383	2,540	46,119	114,932	310,974
<b>Congressional District 8</b>						
Maricopa	143	122,913	3,783	202,774	157,526	486,996
Total:	143	122,913	3,783	202,774	157,526	486,996
<b>Congressional District 9</b>						
Maricopa	140	153,848	4,910	126,979	150,372	436,109
Total:	140	153,848	4,910	126,979	150,372	436,109

STATE OF ARIZONA REGISTRATION REPORT  
2020 January Voter Registration - January 02, 2020  
Compiled and Issued by the Arizona Secretary of State

**Active**

District	Precincts	Democratic	Libertarian	Republican	Other	Total
Legislative District 1						
Maricopa	16	9,188	433	25,018	15,069	49,708
Yavapai	35	19,499	788	54,684	31,536	106,507
Total:	51	28,687	1,221	79,702	46,605	156,215
Legislative District 2						
Pima	33	31,606	488	21,932	26,926	80,952
Santa Cruz	24	13,429	132	4,495	8,676	26,732
Total:	57	45,035	620	26,427	35,602	107,684
Legislative District 3						
Pima	41	50,706	707	16,836	31,915	100,164
Total:	41	50,706	707	16,836	31,915	100,164
Legislative District 4						
Maricopa	18	10,293	289	11,829	12,477	34,888
Pima	17	7,815	88	2,512	5,078	15,493
Pinal	1	150	0	9	86	245
Yuma	23	21,221	262	8,971	18,690	49,144
Total:	59	39,479	639	23,321	36,331	99,770
Legislative District 5						
La Paz	11	2,290	44	4,344	3,769	10,447
Mohave	22	20,135	718	60,832	42,072	123,757
Total:	33	22,425	762	65,176	45,841	134,204
Legislative District 6						
Coconino	45	24,022	678	17,608	21,118	63,426
Gila	18	3,100	127	10,631	4,788	18,646
Navajo	5	2,808	118	9,670	4,175	16,771
Yavapai	10	10,746	293	14,815	13,931	39,785
Total:	78	40,676	1,216	52,724	44,012	138,628
Legislative District 7						
Apache	44	28,734	161	9,589	12,735	51,219
Coconino	26	11,765	156	4,622	6,976	23,519
Gila	3	1,857	8	208	935	3,008
Graham	2	1,434	7	195	615	2,251
Mohave	2	292	3	119	370	784
Navajo	9	22,269	263	12,738	13,743	49,013
Pinal	1	0	0	0	0	0
Total:	87	66,351	598	27,471	35,374	129,794
Legislative District 8						
Gila	18	3,707	43	2,905	2,515	9,170
Pinal	51	29,471	676	33,403	35,919	99,469
Total:	69	33,178	719	36,308	38,434	108,639
Legislative District 9						
Pima	57	51,892	1,001	38,033	38,536	129,462
Total:	57	51,892	1,001	38,033	38,536	129,462
Legislative District 10						
Pima	49	49,035	1,071	39,329	38,062	127,497
Total:	49	49,035	1,071	39,329	38,062	127,497

STATE OF ARIZONA REGISTRATION REPORT  
2020 January Voter Registration - January 02, 2020  
Compiled and Issued by the Arizona Secretary of State

**Active**

District	Precincts	Democratic	Libertarian	Republican	Other	Total
Legislative District 11						
Pima	34	24,283	663	35,891	26,227	87,064
Pinal	27	17,172	491	22,336	23,134	63,133
Total:	61	41,455	1,154	58,227	49,361	150,197
Legislative District 12						
Maricopa	37	37,315	1,765	78,341	54,300	171,721
Pinal	1	303	19	887	590	1,799
Total:	38	37,618	1,784	79,228	54,890	173,520
Legislative District 13						
Maricopa	29	24,135	775	40,342	32,020	97,272
Yuma	21	10,484	340	18,872	15,716	45,412
Total:	50	34,619	1,115	59,214	47,736	142,684
Legislative District 14						
Cochise	49	19,771	574	29,507	24,868	74,720
Graham	20	3,834	91	8,804	4,156	16,885
Greenlee	8	1,805	39	1,538	1,353	4,735
Pima	18	7,778	343	14,457	10,398	32,976
Total:	95	33,188	1,047	54,306	40,775	129,316
Legislative District 15						
Maricopa	42	36,201	1,450	62,493	49,157	149,301
Total:	42	36,201	1,450	62,493	49,157	149,301
Legislative District 16						
Maricopa	25	21,402	906	39,926	33,127	95,361
Pinal	21	11,233	438	22,996	19,700	54,367
Total:	46	32,635	1,344	62,922	52,827	149,728
Legislative District 17						
Maricopa	40	43,706	1,368	56,220	52,038	153,332
Total:	40	43,706	1,368	56,220	52,038	153,332
Legislative District 18						
Maricopa	41	50,517	1,560	50,305	49,500	151,882
Total:	41	50,517	1,560	50,305	49,500	151,882
Legislative District 19						
Maricopa	29	42,376	710	15,771	36,865	95,722
Total:	29	42,376	710	15,771	36,865	95,722
Legislative District 20						
Maricopa	47	38,719	1,378	44,785	46,286	131,168
Total:	47	38,719	1,378	44,785	46,286	131,168
Legislative District 21						
Maricopa	42	38,076	997	50,862	45,860	135,795
Total:	42	38,076	997	50,862	45,860	135,795
Legislative District 22						
Maricopa	48	37,440	1,108	78,907	51,952	169,407
Total:	48	37,440	1,108	78,907	51,952	169,407

## STATE OF ARIZONA REGISTRATION REPORT

2020 January Voter Registration - January 02, 2020

Compiled and Issued by the Arizona Secretary of State

**Active**

District	Precincts	Democratic	Libertarian	Republican	Other	Total
Legislative District 23						
Maricopa	57	40,458	1,301	77,913	55,677	175,349
Total:	57	40,458	1,301	77,913	55,677	175,349
Legislative District 24						
Maricopa	40	51,377	1,391	24,581	40,874	118,223
Total:	40	51,377	1,391	24,581	40,874	118,223
Legislative District 25						
Maricopa	42	33,249	1,439	63,068	46,607	144,363
Total:	42	33,249	1,439	63,068	46,607	144,363
Legislative District 26						
Maricopa	34	40,857	1,340	23,143	41,796	107,136
Total:	34	40,857	1,340	23,143	41,796	107,136
Legislative District 27						
Maricopa	37	51,606	766	14,297	36,848	103,517
Total:	37	51,606	766	14,297	36,848	103,517
Legislative District 28						
Maricopa	57	44,029	1,412	50,288	44,096	139,825
Total:	57	44,029	1,412	50,288	44,096	139,825
Legislative District 29						
Maricopa	33	37,619	731	15,379	33,859	87,588
Total:	33	37,619	731	15,379	33,859	87,588
Legislative District 30						
Maricopa	29	35,536	728	16,699	33,576	86,539
Total:	29	35,536	728	16,699	33,576	86,539
<b>State Total:</b>	<b>1489</b>	<b>1,228,745</b>	<b>32,677</b>	<b>1,363,935</b>	<b>1,301,292</b>	<b>3,926,649</b>

STATE OF ARIZONA REGISTRATION REPORT  
2020 January Voter Registration - January 02, 2020  
Compiled and Issued by the Arizona Secretary of State

**Inactive**

County	Precincts	Date/Period	Democratic	Green	Libertarian	Republican	Other	Total
Apache	44	JUL 2019	1,384	4	14	644	900	2,946
	44	OCT 2019	1,362	4	13	627	857	2,863
	44	JAN 2020	1,335	*	11	621	853	2,820
Cochise	49	JUL 2019	3,228	35	124	4,471	6,663	14,521
	49	OCT 2019	3,176	34	127	4,403	6,590	14,330
	49	JAN 2020	3,104	*	122	4,309	6,532	14,067
Coconino	71	JUL 2019	3,597	49	141	2,380	5,041	11,208
	71	OCT 2019	3,596	47	141	2,393	5,079	11,256
	71	JAN 2020	3,738	*	142	2,424	5,244	11,548
Gila	39	JUL 2019	902	6	18	1,203	1,363	3,492
	39	OCT 2019	1,031	5	22	1,521	1,672	4,251
	39	JAN 2020	978	*	19	1,417	1,593	4,007
Graham	22	JUL 2019	655	1	14	849	996	2,515
	22	OCT 2019	616	1	14	814	971	2,416
	22	JAN 2020	603	*	14	800	957	2,374
Greenlee	8	JUL 2019	83	0	2	109	156	350
	8	OCT 2019	82	0	2	102	148	334
	8	JAN 2020	77	*	2	98	139	316
La Paz	11	JUL 2019	436	6	10	553	850	1,855
	11	OCT 2019	502	6	11	692	969	2,180
	11	JAN 2020	502	*	11	681	963	2,157
Maricopa	743	JUL 2019	62,093	507	2,691	59,754	91,568	216,613
	743	OCT 2019	64,146	527	2,706	60,603	93,343	221,325
	743	JAN 2020	63,830	*	2,698	60,213	94,147	220,888
Mohave	24	JUL 2019	2,612	26	127	5,533	7,719	16,017
	24	OCT 2019	2,483	25	120	5,290	7,358	15,276
	24	JAN 2020	2,838	*	141	6,105	8,331	17,415
Navajo	14	JUL 2019	3,168	17	94	3,313	3,831	10,423
	14	OCT 2019	3,263	19	96	3,507	3,930	10,815
	14	JAN 2020	3,308	*	100	3,601	4,000	11,009
Pima	249	JUL 2019	19,179	270	690	14,232	25,263	59,634
	249	OCT 2019	22,394	302	770	16,495	29,189	69,150
	249	JAN 2020	23,426	*	809	17,000	30,736	71,971
Pinal	102	JUL 2019	3,656	25	164	4,618	7,915	16,378
	102	OCT 2019	3,801	23	177	4,836	8,105	16,942
	102	JAN 2020	3,651	*	173	4,664	7,894	16,382
Santa Cruz	24	JUL 2019	1,003	2	15	341	1,043	2,404
	24	OCT 2019	449	0	5	115	413	982
	24	JAN 2020	444	*	5	115	413	977
Yavapai	45	JUL 2019	2,926	67	191	5,656	6,996	15,836
	45	OCT 2019	3,196	76	221	6,207	7,465	17,165
	45	JAN 2020	3,477	*	233	6,600	7,998	18,308
Yuma	44	JUL 2019	6,851	25	215	6,454	12,179	25,724
	44	OCT 2019	7,111	24	229	6,701	12,415	26,480
	44	JAN 2020	6,981	*	229	6,552	12,224	25,986
Totals:	1,489	JUL 2019	111,773	1,040	4,510	110,110	172,483	399,916
	1,489	OCT 2019	117,208	1,093	4,654	114,306	178,504	415,765
	1,489	JAN 2020	118,292	*	4,709	115,200	182,024	420,225
Percentages:		JUL 2019	27.95	0.26	1.13	27.53	43.13	
		OCT 2019	28.19	0.26	1.12	27.49	42.93	
		JAN 2020	28.15	*	1.12	27.41	43.32	

\* Party no longer recognized at the state level



STATE OF ARIZONA REGISTRATION REPORT  
2020 January Voter Registration - January 02, 2020  
Compiled and Issued by the Arizona Secretary of State

**Inactive**

District	Precincts	Democratic	Libertarian	Republican	Other	Total
<b>Congressional District 1</b>						
Apache	44	1,335	11	621	853	2,820
Coconino	71	3,738	142	2,424	5,244	11,548
Gila	22	618	4	322	686	1,630
Graham	22	603	14	800	957	2,374
Greenlee	8	77	2	98	139	316
Maricopa	3	34	0	7	28	69
Mohave	2	12	0	10	19	41
Navajo	14	3,308	100	3,601	4,000	11,009
Pima	26	1,550	72	2,560	2,611	6,793
Pinal	60	2,363	69	2,221	4,178	8,831
Yavapai	7	629	27	610	1,096	2,362
Total:	279	14,267	441	13,274	19,811	47,793
<b>Congressional District 2</b>						
Cochise	49	3,104	122	4,309	6,532	14,067
Pima	146	14,286	563	11,405	19,731	45,985
Total:	195	17,390	685	15,714	26,263	60,052
<b>Congressional District 3</b>						
Maricopa	47	4,750	152	3,296	7,391	15,589
Pima	77	7,590	174	3,035	8,394	19,193
Pinal	1	11	0	2	4	17
Santa Cruz	24	444	5	115	413	977
Yuma	29	4,727	136	2,982	7,165	15,010
Total:	178	17,522	467	9,430	23,367	50,786
<b>Congressional District 4</b>						
Gila	17	360	15	1,095	907	2,377
La Paz	11	502	11	681	963	2,157
Maricopa	18	372	15	931	824	2,142
Mohave	22	2,826	141	6,095	8,312	17,374
Pinal	41	1,277	104	2,441	3,712	7,534
Yavapai	38	2,848	206	5,990	6,902	15,946
Yuma	15	2,254	93	3,570	5,059	10,976
Total:	162	10,439	585	20,803	26,679	58,506
<b>Congressional District 5</b>						
Maricopa	128	6,876	425	12,791	11,908	32,000
Total:	128	6,876	425	12,791	11,908	32,000
<b>Congressional District 6</b>						
Maricopa	157	9,805	525	13,266	16,471	40,067
Total:	157	9,805	525	13,266	16,471	40,067
<b>Congressional District 7</b>						
Maricopa	107	17,526	426	5,737	19,700	43,389
Total:	107	17,526	426	5,737	19,700	43,389
<b>Congressional District 8</b>						
Maricopa	143	8,847	396	12,948	17,484	39,675
Total:	143	8,847	396	12,948	17,484	39,675
<b>Congressional District 9</b>						
Maricopa	140	15,620	759	11,237	20,341	47,957
Total:	140	15,620	759	11,237	20,341	47,957

## STATE OF ARIZONA REGISTRATION REPORT

2020 January Voter Registration - January 02, 2020

Compiled and Issued by the Arizona Secretary of State

**Inactive**

District	Precincts	Democratic	Libertarian	Republican	Other	Total
Legislative District 1						
Maricopa	16	563	40	1,407	1,359	3,369
Yavapai	35	2,322	177	5,282	5,737	13,518
Total:	51	2,885	217	6,689	7,096	16,887
Legislative District 2						
Pima	33	3,123	77	2,088	4,129	9,417
Santa Cruz	24	444	5	115	413	977
Total:	57	3,567	82	2,203	4,542	10,394
Legislative District 3						
Pima	41	5,926	145	2,265	6,497	14,833
Total:	41	5,926	145	2,265	6,497	14,833
Legislative District 4						
Maricopa	18	1,154	41	1,233	2,282	4,710
Pima	17	604	6	254	638	1,502
Pinal	1	11	0	2	4	17
Yuma	23	4,114	102	2,259	5,938	12,413
Total:	59	5,883	149	3,748	8,862	18,642
Legislative District 5						
La Paz	11	502	11	681	963	2,157
Mohave	22	2,826	141	6,095	8,312	17,374
Total:	33	3,328	152	6,776	9,275	19,531
Legislative District 6						
Coconino	45	3,139	123	2,043	4,463	9,768
Gila	18	362	15	1,109	914	2,400
Navajo	5	506	27	1,382	1,085	3,000
Yavapai	10	1,155	56	1,318	2,261	4,790
Total:	78	5,162	221	5,852	8,723	19,958
Legislative District 7						
Apache	44	1,335	11	621	853	2,820
Coconino	26	599	19	381	781	1,780
Gila	3	337	1	34	228	600
Graham	2	231	1	36	164	432
Mohave	2	12	0	10	19	41
Navajo	9	2,802	73	2,219	2,915	8,009
Pinal	1	0	0	0	0	0
Total:	87	5,316	105	3,301	4,960	13,682
Legislative District 8						
Gila	18	279	3	274	451	1,007
Pinal	51	1,789	73	1,931	3,578	7,371
Total:	69	2,068	76	2,205	4,029	8,378
Legislative District 9						
Pima	57	5,824	239	3,920	7,482	17,465
Total:	57	5,824	239	3,920	7,482	17,465
Legislative District 10						
Pima	49	5,587	206	4,330	7,698	17,821
Total:	49	5,587	206	4,330	7,698	17,821

## STATE OF ARIZONA REGISTRATION REPORT

2020 January Voter Registration - January 02, 2020

Compiled and Issued by the Arizona Secretary of State

**Inactive**

District	Precincts	Democratic	Libertarian	Republican	Other	Total
Legislative District 11						
Pima	34	1,798	87	3,001	3,132	8,018
Pinal	27	1,194	52	1,411	2,298	4,955
Total:	61	2,992	139	4,412	5,430	12,973
Legislative District 12						
Maricopa	37	2,019	164	4,726	4,065	10,974
Pinal	1	11	1	47	37	96
Total:	38	2,030	165	4,773	4,102	11,070
Legislative District 13						
Maricopa	29	1,786	77	2,892	3,458	8,213
Yuma	21	2,867	127	4,293	6,286	13,573
Total:	50	4,653	204	7,185	9,744	21,786
Legislative District 14						
Cochise	49	3,104	122	4,309	6,532	14,067
Graham	20	372	13	764	793	1,942
Greenlee	8	77	2	98	139	316
Pima	18	564	49	1,142	1,160	2,915
Total:	95	4,117	186	6,313	8,624	19,240
Legislative District 15						
Maricopa	42	2,800	173	4,718	5,380	13,071
Total:	42	2,800	173	4,718	5,380	13,071
Legislative District 16						
Maricopa	25	1,231	73	2,172	2,118	5,594
Pinal	21	646	47	1,273	1,977	3,943
Total:	46	1,877	120	3,445	4,095	9,537
Legislative District 17						
Maricopa	40	2,313	121	3,109	3,712	9,255
Total:	40	2,313	121	3,109	3,712	9,255
Legislative District 18						
Maricopa	41	3,860	198	3,575	5,370	13,003
Total:	41	3,860	198	3,575	5,370	13,003
Legislative District 19						
Maricopa	29	5,045	136	2,162	6,870	14,213
Total:	29	5,045	136	2,162	6,870	14,213
Legislative District 20						
Maricopa	47	3,389	164	3,257	5,514	12,324
Total:	47	3,389	164	3,257	5,514	12,324
Legislative District 21						
Maricopa	42	2,882	121	3,519	5,246	11,768
Total:	42	2,882	121	3,519	5,246	11,768
Legislative District 22						
Maricopa	48	2,060	99	4,202	4,747	11,108
Total:	48	2,060	99	4,202	4,747	11,108

STATE OF ARIZONA REGISTRATION REPORT  
2020 January Voter Registration - January 02, 2020  
Compiled and Issued by the Arizona Secretary of State

**Inactive**

District	Precincts	Democratic	Libertarian	Republican	Other	Total
Legislative District 23						
Maricopa	57	2,199	123	4,181	3,932	10,435
Total:	57	2,199	123	4,181	3,932	10,435
Legislative District 24						
Maricopa	40	6,722	229	3,004	7,460	17,415
Total:	40	6,722	229	3,004	7,460	17,415
Legislative District 25						
Maricopa	42	2,509	123	3,817	3,750	10,199
Total:	42	2,509	123	3,817	3,750	10,199
Legislative District 26						
Maricopa	34	5,423	286	3,159	7,031	15,899
Total:	34	5,423	286	3,159	7,031	15,899
Legislative District 27						
Maricopa	37	5,657	121	1,794	6,140	13,712
Total:	37	5,657	121	1,794	6,140	13,712
Legislative District 28						
Maricopa	57	3,664	184	3,710	5,258	12,816
Total:	57	3,664	184	3,710	5,258	12,816
Legislative District 29						
Maricopa	33	4,072	118	1,722	5,013	10,925
Total:	33	4,072	118	1,722	5,013	10,925
Legislative District 30						
Maricopa	29	4,482	107	1,854	5,442	11,885
Total:	29	4,482	107	1,854	5,442	11,885
<b>State Total:</b>	<b>1489</b>	<b>118,292</b>	<b>4,709</b>	<b>115,200</b>	<b>182,024</b>	<b>420,225</b>

# EXHIBIT D

STATE OF ARIZONA REGISTRATION REPORT  
2020 Primary Election - August 04, 2020  
Compiled and Issued by the Arizona Secretary of State

**Active**

County	Precincts	Date/Period	Democratic	Libertarian	Republican	Other	Total
Apache	44	PPE 2020	28,776	164	9,728	12,617	51,285
	44	APR 2020	27,632	164	9,335	11,872	49,003
	44	P.E. 2020	27,586	174	9,496	11,923	49,179
Cochise	49	PPE 2020	20,356	572	29,906	24,830	75,664
	49	APR 2020	20,646	574	30,273	24,800	76,293
	49	P.E. 2020	20,419	609	30,678	25,096	76,802
Coconino	71	PPE 2020	35,901	760	21,673	25,916	84,250
	71	APR 2020	35,881	722	21,293	24,493	82,389
	71	P.E. 2020	35,311	728	21,345	24,584	81,968
Gila	39	PPE 2020	8,845	184	14,068	8,243	31,340
	39	APR 2020	8,890	187	14,305	8,290	31,672
	39	P.E. 2020	8,677	175	14,367	8,283	31,502
Graham	22	PPE 2020	5,082	102	9,151	4,799	19,134
	22	APR 2020	5,078	97	9,258	4,808	19,241
	22	P.E. 2020	4,978	90	8,913	4,520	18,501
Greenlee	8	PPE 2020	1,756	37	1,564	1,354	4,711
	8	APR 2020	1,758	37	1,609	1,362	4,766
	8	P.E. 2020	1,690	34	1,574	1,286	4,584
La Paz	11	PPE 2020	2,282	47	4,423	3,770	10,522
	11	APR 2020	2,322	50	4,560	3,731	10,663
	11	P.E. 2020	2,186	59	4,490	3,470	10,205
Maricopa	743	PPE 2020	737,926	21,008	828,222	776,833	2,363,989
	743	APR 2020	749,918	21,016	835,561	774,500	2,380,995
	743	P.E. 2020	764,774	21,880	849,313	795,062	2,431,029
Mohave	24	PPE 2020	20,872	732	62,665	42,629	126,898
	24	APR 2020	20,986	746	63,696	42,549	127,977
	24	P.E. 2020	20,519	759	64,180	42,064	127,522
Navajo	14	PPE 2020	25,215	386	22,776	17,945	66,322
	14	APR 2020	25,365	384	23,059	17,954	66,762
	14	P.E. 2020	25,160	393	23,365	18,064	66,982
Pima	249	PPE 2020	237,568	4,340	170,984	173,304	586,196
	249	APR 2020	238,385	4,238	169,806	168,597	581,026
	249	P.E. 2020	239,949	4,379	171,934	172,023	588,285
Pinal	102	PPE 2020	60,034	1,649	81,249	79,030	221,962
	102	APR 2020	61,557	1,672	82,575	78,886	224,690
	102	P.E. 2020	62,232	1,752	84,379	79,665	228,028
Santa Cruz	24	PPE 2020	13,552	130	4,521	8,513	26,716
	24	APR 2020	13,726	129	4,540	8,476	26,871
	24	P.E. 2020	14,441	154	4,742	9,269	28,606
Yavapai	45	PPE 2020	31,856	1,130	70,989	44,763	148,738
	45	APR 2020	32,874	1,140	72,100	44,489	150,603
	45	P.E. 2020	32,908	1,155	72,026	43,810	149,899
Yuma	44	PPE 2020	31,914	599	28,374	34,394	95,281
	44	APR 2020	32,224	596	28,917	34,572	96,309
	44	P.E. 2020	32,244	624	29,158	34,096	96,122
<b>Totals:</b>	1,489	PPE 2020	1,261,935	31,840	1,360,293	1,258,940	3,913,008
	1,489	APR 2020	1,277,242	31,752	1,370,887	1,249,379	3,929,260
	1,489	P.E. 2020	1,293,074	32,965	1,389,960	1,273,215	3,989,214
Percentages:		PPE 2020	32.25	0.81	34.76	32.17	
		APR 2020	32.51	0.81	34.89	31.80	
		P.E. 2020	32.41	0.83	34.84	31.92	

STATE OF ARIZONA REGISTRATION REPORT  
2020 Primary Election - August 04, 2020  
Compiled and Issued by the Arizona Secretary of State

**Active**

District	Precincts	Democratic	Libertarian	Republican	Other	Total
Congressional District 1						
Apache	44	27,586	174	9,496	11,923	49,179
Coconino	71	35,311	728	21,345	24,584	81,968
Gila	22	5,476	50	3,321	3,478	12,325
Graham	22	4,978	90	8,913	4,520	18,501
Greenlee	8	1,690	34	1,574	1,286	4,584
Maricopa	3	672	11	84	590	1,357
Mohave	2	280	3	107	349	739
Navajo	14	25,160	393	23,365	18,064	66,982
Pima	26	22,487	477	30,424	20,624	74,012
Pinal	60	38,025	806	39,339	42,002	120,172
Yavapai	7	6,129	165	7,471	6,708	20,473
Total:	279	167,794	2,931	145,439	134,128	450,292
Congressional District 2						
Cochise	49	20,419	609	30,678	25,096	76,802
Pima	146	141,892	2,862	114,088	103,868	362,710
Total:	195	162,311	3,471	144,766	128,964	439,512
Congressional District 3						
Maricopa	47	48,204	1,044	32,425	47,113	128,786
Pima	77	75,570	1,040	27,422	47,531	151,563
Pinal	1	145	0	9	87	241
Santa Cruz	24	14,441	154	4,742	9,269	28,606
Yuma	29	24,196	345	12,111	21,743	58,395
Total:	178	162,556	2,583	76,709	125,743	367,591
Congressional District 4						
Gila	17	3,201	125	11,046	4,805	19,177
La Paz	11	2,186	59	4,490	3,470	10,205
Maricopa	18	7,957	296	18,084	11,498	37,835
Mohave	22	20,239	756	64,073	41,715	126,783
Pinal	41	24,062	946	45,031	37,576	107,615
Yavapai	38	26,779	990	64,555	37,102	129,426
Yuma	15	8,048	279	17,047	12,353	37,727
Total:	162	92,472	3,451	224,326	148,519	468,768
Congressional District 5						
Maricopa	128	127,470	4,892	224,793	163,297	520,452
Total:	128	127,470	4,892	224,793	163,297	520,452
Congressional District 6						
Maricopa	157	136,306	4,449	194,655	158,740	494,150
Total:	157	136,306	4,449	194,655	158,740	494,150
Congressional District 7						
Maricopa	107	154,089	2,574	47,200	115,770	319,633
Total:	107	154,089	2,574	47,200	115,770	319,633
Congressional District 8						
Maricopa	143	129,870	3,876	207,812	155,633	497,191
Total:	143	129,870	3,876	207,812	155,633	497,191
Congressional District 9						
Maricopa	140	160,206	4,738	124,260	142,421	431,625
Total:	140	160,206	4,738	124,260	142,421	431,625

## STATE OF ARIZONA REGISTRATION REPORT

2020 Primary Election - August 04, 2020

Compiled and Issued by the Arizona Secretary of State

**Active**

District	Precincts	Democratic	Libertarian	Republican	Other	Total
Legislative District 1						
Maricopa	16	9,933	464	25,813	14,979	51,189
Yavapai	35	21,244	839	56,681	30,601	109,365
Total:	51	31,177	1,303	82,494	45,580	160,554
Legislative District 2						
Pima	33	33,721	473	22,519	26,495	83,208
Santa Cruz	24	14,441	154	4,742	9,269	28,606
Total:	57	48,162	627	27,261	35,764	111,814
Legislative District 3						
Pima	41	53,395	731	17,233	31,435	102,794
Total:	41	53,395	731	17,233	31,435	102,794
Legislative District 4						
Maricopa	18	11,030	280	12,396	12,733	36,439
Pima	17	7,951	86	2,579	4,975	15,591
Pinal	1	145	0	9	87	241
Yuma	23	21,450	267	9,284	18,550	49,551
Total:	59	40,576	633	24,268	36,345	101,822
Legislative District 5						
La Paz	11	2,186	59	4,490	3,470	10,205
Mohave	22	20,239	756	64,073	41,715	126,783
Total:	33	22,425	815	68,563	45,185	136,988
Legislative District 6						
Coconino	45	23,621	585	16,751	17,833	58,790
Gila	18	3,240	126	11,158	4,854	19,378
Navajo	5	2,789	126	10,081	4,285	17,281
Yavapai	10	11,664	316	15,345	13,209	40,534
Total:	78	41,314	1,153	53,335	40,181	135,983
Legislative District 7						
Apache	44	27,586	174	9,496	11,923	49,179
Coconino	26	11,690	143	4,594	6,751	23,178
Gila	3	1,834	6	210	924	2,974
Graham	2	1,356	6	173	608	2,143
Mohave	2	280	3	107	349	739
Navajo	9	22,371	267	13,284	13,779	49,701
Pinal	1	0	0	0	0	0
Total:	87	65,117	599	27,864	34,334	127,914
Legislative District 8						
Gila	18	3,603	43	2,999	2,505	9,150
Pinal	51	30,833	743	35,491	36,095	103,162
Total:	69	34,436	786	38,490	38,600	112,312
Legislative District 9						
Pima	57	56,456	1,002	37,917	36,500	131,875
Total:	57	56,456	1,002	37,917	36,500	131,875
Legislative District 10						
Pima	49	53,152	1,100	40,123	37,205	131,580
Total:	49	53,152	1,100	40,123	37,205	131,580



STATE OF ARIZONA REGISTRATION REPORT  
2020 Primary Election - August 04, 2020  
Compiled and Issued by the Arizona Secretary of State

**Active**

District	Precincts	Democratic	Libertarian	Republican	Other	Total
Legislative District 11						
Pima	34	26,748	643	36,555	25,159	89,105
Pinal	27	18,683	530	23,381	23,256	65,850
Total:	61	45,431	1,173	59,936	48,415	154,955
Legislative District 12						
Maricopa	37	40,475	1,777	80,020	53,751	176,023
Pinal	1	311	22	974	589	1,896
Total:	38	40,786	1,799	80,994	54,340	177,919
Legislative District 13						
Maricopa	29	26,230	820	42,495	32,516	102,061
Yuma	21	10,794	357	19,874	15,546	46,571
Total:	50	37,024	1,177	62,369	48,062	148,632
Legislative District 14						
Cochise	49	20,419	609	30,678	25,096	76,802
Graham	20	3,622	84	8,740	3,912	16,358
Greenlee	8	1,690	34	1,574	1,286	4,584
Pima	18	8,526	344	15,008	10,254	34,132
Total:	95	34,257	1,071	56,000	40,548	131,876
Legislative District 15						
Maricopa	42	39,075	1,498	63,559	48,123	152,255
Total:	42	39,075	1,498	63,559	48,123	152,255
Legislative District 16						
Maricopa	25	22,970	961	41,711	33,110	98,752
Pinal	21	12,260	457	24,524	19,638	56,879
Total:	46	35,230	1,418	66,235	52,748	155,631
Legislative District 17						
Maricopa	40	45,414	1,308	54,902	48,636	150,260
Total:	40	45,414	1,308	54,902	48,636	150,260
Legislative District 18						
Maricopa	41	53,432	1,515	49,673	47,669	152,289
Total:	41	53,432	1,515	49,673	47,669	152,289
Legislative District 19						
Maricopa	29	44,023	734	16,029	36,851	97,637
Total:	29	44,023	734	16,029	36,851	97,637
Legislative District 20						
Maricopa	47	40,551	1,415	45,303	45,944	133,213
Total:	47	40,551	1,415	45,303	45,944	133,213
Legislative District 21						
Maricopa	42	39,767	1,059	52,175	45,620	138,621
Total:	42	39,767	1,059	52,175	45,620	138,621
Legislative District 22						
Maricopa	48	40,127	1,121	80,834	50,840	172,922
Total:	48	40,127	1,121	80,834	50,840	172,922

STATE OF ARIZONA REGISTRATION REPORT  
2020 Primary Election - August 04, 2020  
Compiled and Issued by the Arizona Secretary of State

**Active**

District	Precincts	Democratic	Libertarian	Republican	Other	Total
Legislative District 23						
Maricopa	57	43,554	1,238	77,586	52,711	175,089
Total:	57	43,554	1,238	77,586	52,711	175,089
Legislative District 24						
Maricopa	40	55,098	1,384	24,677	40,253	121,412
Total:	40	55,098	1,384	24,677	40,253	121,412
Legislative District 25						
Maricopa	42	34,812	1,358	62,408	44,171	142,749
Total:	42	34,812	1,358	62,408	44,171	142,749
Legislative District 26						
Maricopa	34	40,875	1,300	21,928	38,857	102,960
Total:	34	40,875	1,300	21,928	38,857	102,960
Legislative District 27						
Maricopa	37	54,166	801	14,948	37,666	107,581
Total:	37	54,166	801	14,948	37,666	107,581
Legislative District 28						
Maricopa	57	47,611	1,380	50,263	43,074	142,328
Total:	57	47,611	1,380	50,263	43,074	142,328
Legislative District 29						
Maricopa	33	39,056	730	15,706	34,304	89,796
Total:	33	39,056	730	15,706	34,304	89,796
Legislative District 30						
Maricopa	29	36,575	737	16,887	33,254	87,453
Total:	29	36,575	737	16,887	33,254	87,453
<b>State Total:</b>	<b>1489</b>	<b>1,293,074</b>	<b>32,965</b>	<b>1,389,960</b>	<b>1,273,215</b>	<b>3,989,214</b>

STATE OF ARIZONA REGISTRATION REPORT  
2020 Primary Election - August 04, 2020  
Compiled and Issued by the Arizona Secretary of State

**Inactive**

County	Precincts	Date/Period	Democratic	Libertarian	Republican	Other	Total
Apache	44	PPE 2020	1,300	11	622	839	2,772
	44	APR 2020	2,371	17	968	1,435	4,791
	44	P.E. 2020	2,400	17	971	1,433	4,821
Cochise	49	PPE 2020	2,952	117	4,147	6,300	13,516
	49	APR 2020	2,909	117	4,114	6,240	13,380
	49	P.E. 2020	3,220	114	4,068	6,273	13,675
Coconino	71	PPE 2020	4,643	184	2,867	6,293	13,987
	71	APR 2020	5,342	221	3,528	7,382	16,473
	71	P.E. 2020	5,775	226	3,752	7,638	17,391
Gila	39	PPE 2020	920	17	1,314	1,493	3,744
	39	APR 2020	897	16	1,259	1,443	3,615
	39	P.E. 2020	1,084	33	1,561	1,629	4,307
Graham	22	PPE 2020	805	13	768	932	2,518
	22	APR 2020	800	12	757	919	2,488
	22	P.E. 2020	850	22	1,207	1,300	3,379
Greenlee	8	PPE 2020	112	0	91	128	331
	8	APR 2020	109	0	88	126	323
	8	P.E. 2020	129	1	157	225	512
La Paz	11	PPE 2020	550	11	673	946	2,180
	11	APR 2020	547	11	660	941	2,159
	11	P.E. 2020	674	12	834	1,222	2,742
Maricopa	743	PPE 2020	80,988	3,474	79,968	122,021	286,451
	743	APR 2020	87,252	3,372	78,276	119,751	288,651
	743	P.E. 2020	86,456	3,224	75,443	118,564	283,687
Mohave	24	PPE 2020	2,869	137	5,886	8,086	16,978
	24	APR 2020	3,069	138	5,794	7,983	16,984
	24	P.E. 2020	3,614	152	6,262	8,697	18,725
Navajo	14	PPE 2020	3,163	92	3,339	3,807	10,401
	14	APR 2020	3,238	92	3,270	3,761	10,361
	14	P.E. 2020	3,302	89	3,173	3,653	10,217
Pima	249	PPE 2020	21,629	747	16,100	29,165	67,641
	249	APR 2020	24,452	865	18,669	33,352	77,338
	249	P.E. 2020	25,559	809	17,905	32,337	76,610
Pinal	102	PPE 2020	3,358	146	4,242	7,426	15,172
	102	APR 2020	3,258	139	4,165	7,303	14,865
	102	P.E. 2020	3,629	136	4,443	7,612	15,820
Santa Cruz	24	PPE 2020	529	5	105	391	1,030
	24	APR 2020	515	5	105	379	1,004
	24	P.E. 2020	502	4	99	366	971
Yavapai	45	PPE 2020	3,940	222	6,202	7,641	18,005
	45	APR 2020	3,629	210	5,970	7,404	17,213
	45	P.E. 2020	3,947	253	7,214	8,584	19,998
Yuma	44	PPE 2020	7,262	222	6,507	12,081	26,072
	44	APR 2020	7,557	218	6,395	11,885	26,055
	44	P.E. 2020	7,732	224	6,666	12,700	27,322
Totals:	1,489	PPE 2020	135,020	5,398	132,831	207,549	480,798
	1,489	APR 2020	145,945	5,433	134,018	210,304	495,700
	1,489	P.E. 2020	148,873	5,316	133,755	212,233	500,177
Percentages:		PPE 2020	28.08	1.12	27.63	43.17	
		APR 2020	29.44	1.10	27.04	42.43	
		P.E. 2020	29.76	1.06	26.74	42.43	

STATE OF ARIZONA REGISTRATION REPORT  
2020 Primary Election - August 04, 2020  
Compiled and Issued by the Arizona Secretary of State

**Inactive**

District	Precincts	Democratic	Libertarian	Republican	Other	Total
<b>Congressional District 1</b>						
Apache	44	2,400	17	971	1,433	4,821
Coconino	71	5,775	226	3,752	7,638	17,391
Gila	22	693	6	391	730	1,820
Graham	22	850	22	1,207	1,300	3,379
Greenlee	8	129	1	157	225	512
Maricopa	3	47	0	8	31	86
Mohave	2	13	0	11	23	47
Navajo	14	3,302	89	3,173	3,653	10,217
Pima	26	1,880	85	2,937	3,116	8,018
Pinal	60	2,411	57	2,227	4,186	8,881
Yavapai	7	736	26	704	1,227	2,693
Total:	279	18,236	529	15,538	23,562	57,865
<b>Congressional District 2</b>						
Cochise	49	3,220	114	4,068	6,273	13,675
Pima	146	15,206	544	11,796	20,544	48,090
Total:	195	18,426	658	15,864	26,817	61,765
<b>Congressional District 3</b>						
Maricopa	47	6,091	169	3,905	8,586	18,751
Pima	77	8,473	180	3,172	8,677	20,502
Pinal	1	12	0	2	6	20
Santa Cruz	24	502	4	99	366	971
Yuma	29	5,221	132	2,980	7,394	15,727
Total:	178	20,299	485	10,158	25,029	55,971
<b>Congressional District 4</b>						
Gila	17	391	27	1,170	899	2,487
La Paz	11	674	12	834	1,222	2,742
Maricopa	18	530	22	1,185	1,082	2,819
Mohave	22	3,601	152	6,251	8,674	18,678
Pinal	41	1,206	79	2,214	3,420	6,919
Yavapai	38	3,211	227	6,510	7,357	17,305
Yuma	15	2,511	92	3,686	5,306	11,595
Total:	162	12,124	611	21,850	27,960	62,545
<b>Congressional District 5</b>						
Maricopa	128	10,991	592	17,695	17,914	47,192
Total:	128	10,991	592	17,695	17,914	47,192
<b>Congressional District 6</b>						
Maricopa	157	13,117	599	16,175	20,702	50,593
Total:	157	13,117	599	16,175	20,702	50,593
<b>Congressional District 7</b>						
Maricopa	107	20,504	445	6,129	21,378	48,456
Total:	107	20,504	445	6,129	21,378	48,456
<b>Congressional District 8</b>						
Maricopa	143	12,336	444	15,266	20,275	48,321
Total:	143	12,336	444	15,266	20,275	48,321
<b>Congressional District 9</b>						
Maricopa	140	22,840	953	15,080	28,596	67,469
Total:	140	22,840	953	15,080	28,596	67,469

STATE OF ARIZONA REGISTRATION REPORT  
2020 Primary Election - August 04, 2020  
Compiled and Issued by the Arizona Secretary of State

**Inactive**

District	Precincts	Democratic	Libertarian	Republican	Other	Total
Legislative District 1						
Maricopa	16	744	42	1,514	1,409	3,709
Yavapai	35	2,577	194	5,717	6,089	14,577
Total:	51	3,321	236	7,231	7,498	18,286
Legislative District 2						
Pima	33	3,447	83	2,237	4,374	10,141
Santa Cruz	24	502	4	99	366	971
Total:	57	3,949	87	2,336	4,740	11,112
Legislative District 3						
Pima	41	6,529	143	2,349	6,641	15,662
Total:	41	6,529	143	2,349	6,641	15,662
Legislative District 4						
Maricopa	18	1,371	42	1,371	2,467	5,251
Pima	17	705	11	304	752	1,772
Pinal	1	12	0	2	6	20
Yuma	23	4,568	100	2,275	6,149	13,092
Total:	59	6,656	153	3,952	9,374	20,135
Legislative District 5						
La Paz	11	674	12	834	1,222	2,742
Mohave	22	3,601	152	6,251	8,674	18,678
Total:	33	4,275	164	7,085	9,896	21,420
Legislative District 6						
Coconino	45	4,894	203	3,228	6,656	14,981
Gila	18	395	27	1,181	908	2,511
Navajo	5	503	26	1,228	981	2,738
Yavapai	10	1,370	59	1,497	2,495	5,421
Total:	78	7,162	315	7,134	11,040	25,651
Legislative District 7						
Apache	44	2,400	17	971	1,433	4,821
Coconino	26	881	23	524	982	2,410
Gila	3	341	1	33	234	609
Graham	2	309	1	49	199	558
Mohave	2	13	0	11	23	47
Navajo	9	2,799	63	1,945	2,672	7,479
Pinal	1	0	0	0	0	0
Total:	87	6,743	105	3,533	5,543	15,924
Legislative District 8						
Gila	18	348	5	347	487	1,187
Pinal	51	1,871	53	1,884	3,513	7,321
Total:	69	2,219	58	2,231	4,000	8,508
Legislative District 9						
Pima	57	6,350	240	4,352	8,193	19,135
Total:	57	6,350	240	4,352	8,193	19,135
Legislative District 10						
Pima	49	5,772	178	4,085	7,498	17,533
Total:	49	5,772	178	4,085	7,498	17,533

STATE OF ARIZONA REGISTRATION REPORT  
2020 Primary Election - August 04, 2020  
Compiled and Issued by the Arizona Secretary of State

**Inactive**

District	Precincts	Democratic	Libertarian	Republican	Other	Total
Legislative District 11						
Pima	34	2,141	102	3,361	3,621	9,225
Pinal	27	1,122	43	1,311	2,184	4,660
Total:	61	3,263	145	4,672	5,805	13,885
Legislative District 12						
Maricopa	37	3,184	230	6,345	5,761	15,520
Pinal	1	7	1	37	36	81
Total:	38	3,191	231	6,382	5,797	15,601
Legislative District 13						
Maricopa	29	2,418	99	3,497	4,233	10,247
Yuma	21	3,164	124	4,391	6,551	14,230
Total:	50	5,582	223	7,888	10,784	24,477
Legislative District 14						
Cochise	49	3,220	114	4,068	6,273	13,675
Graham	20	541	21	1,158	1,101	2,821
Greenlee	8	129	1	157	225	512
Pima	18	615	52	1,217	1,258	3,142
Total:	95	4,505	188	6,600	8,857	20,150
Legislative District 15						
Maricopa	42	3,509	195	5,455	6,589	15,748
Total:	42	3,509	195	5,455	6,589	15,748
Legislative District 16						
Maricopa	25	1,844	80	2,482	2,670	7,076
Pinal	21	617	39	1,209	1,873	3,738
Total:	46	2,461	119	3,691	4,543	10,814
Legislative District 17						
Maricopa	40	4,494	210	5,376	7,215	17,295
Total:	40	4,494	210	5,376	7,215	17,295
Legislative District 18						
Maricopa	41	5,257	235	4,414	6,858	16,764
Total:	41	5,257	235	4,414	6,858	16,764
Legislative District 19						
Maricopa	29	6,219	142	2,458	7,739	16,558
Total:	29	6,219	142	2,458	7,739	16,558
Legislative District 20						
Maricopa	47	4,424	168	3,613	6,430	14,635
Total:	47	4,424	168	3,613	6,430	14,635
Legislative District 21						
Maricopa	42	3,936	131	3,896	5,869	13,832
Total:	42	3,936	131	3,896	5,869	13,832
Legislative District 22						
Maricopa	48	3,173	128	5,414	5,889	14,604
Total:	48	3,173	128	5,414	5,889	14,604

STATE OF ARIZONA REGISTRATION REPORT  
2020 Primary Election - August 04, 2020  
Compiled and Issued by the Arizona Secretary of State

**Inactive**

District	Precincts	Democratic	Libertarian	Republican	Other	Total
Legislative District 23						
Maricopa	57	3,700	165	5,971	5,890	15,726
Total:	57	3,700	165	5,971	5,890	15,726
Legislative District 24						
Maricopa	40	8,197	264	3,483	8,459	20,403
Total:	40	8,197	264	3,483	8,459	20,403
Legislative District 25						
Maricopa	42	3,972	187	5,463	6,329	15,951
Total:	42	3,972	187	5,463	6,329	15,951
Legislative District 26						
Maricopa	34	8,653	358	4,620	10,317	23,948
Total:	34	8,653	358	4,620	10,317	23,948
Legislative District 27						
Maricopa	37	6,348	117	1,754	6,263	14,482
Total:	37	6,348	117	1,754	6,263	14,482
Legislative District 28						
Maricopa	57	4,581	199	4,302	6,239	15,321
Total:	57	4,581	199	4,302	6,239	15,321
Legislative District 29						
Maricopa	33	4,939	122	1,912	5,572	12,545
Total:	33	4,939	122	1,912	5,572	12,545
Legislative District 30						
Maricopa	29	5,493	110	2,103	6,366	14,072
Total:	29	5,493	110	2,103	6,366	14,072
<b>State Total:</b>	<b>1489</b>	<b>148,873</b>	<b>5,316</b>	<b>133,755</b>	<b>212,233</b>	<b>500,177</b>

# **EXHIBIT E**



# Governor Ducey: "Arizonans Safer At Home"

## News Release

---

June 25, 2020

**PHOENIX** — Governor Doug Ducey, Arizona Department of Health Services (ADHS) Director Dr. Cara Christ and Arizona Department of Emergency and Military Affairs Major General Michael T. McGuire held a briefing today to provide the latest information on COVID-19. The Governor urged Arizonans to take responsible actions to help contain the spread of the virus — limit time away from home, practice physical distancing, wear a mask and follow ADHS health guidance.

View this information in Spanish **HERE**

**([https://azgovernor.gov/sites/default/files/spanish\\_6\\_25\\_release.pdf](https://azgovernor.gov/sites/default/files/spanish_6_25_release.pdf)).**

"Arizonans and businesses across the state have worked for months to protect others and contain the spread of COVID-19 — and we can't let up now," said Governor Ducey. "Right now, Arizonans are safer at home. And when you're away from home, don't forget to limit social gatherings, stay six feet from others, wash your hands and wear a mask. These simple steps can make a big difference."

Arizona COVID-19 Briefing with Governor Ducey, Dr. Christ, Maj. Gen. McGuire - June 25, 2020



# **EXHIBIT F**

Search



(/)

[\(/about-office/contact-us\)](/about-office/contact-us)<https://twitter.com/secretaryhobbs><https://www.facebook.com/SecretaryHobbs><https://www.instagram.com/azsecretaryhobbs/>[HOME \(/\)](#)[ELECTIONS \(/ELECTIONS\)](#)[BUSINESS \(/BUSINESS\)](#)[SERVICES \(/SERVICES\)](#)[RULES \(/RULES\)](#)[ABOUT THE OFFICE \(/ABOUT-OFFICE\)](#)[Home \(/\)](#) » [Elections \(/elections\)](#) » [Voting In This Election \(/elections/voting-election\)](#)

## Voting In This Election

**Elections Division Response to COVID-19 – Find Voting Information at Arizona.Vote (<https://www.arizona.vote/>)****[Elections Response »](#)****[Impacted Services »](#)****[Services that are available online or by phone »](#)**

Call 1-877-THE-VOTE or 602-542-8683. Please note there may be a delay in responding to calls. Email for a faster response.

[Español »](#)[Versión en Español \(/elections/voting-election-sp\)](#)[Primary Election Results \(<https://results.arizona.vote/#/featured/17/0>\)](https://results.arizona.vote/#/featured/17/0)

## What to bring to the Polls

When you arrive to vote at the polls on Election Day you will announce your name and place of residence to the election official and present one form of identification from List #1 or two different forms of identification from List #2 or 3. (A.R.S. § 16-579(A) (<https://www.azleg.gov/viewdocument/?docName=https://www.azleg.gov/ars/16/00579.htm>)).

Valid identification is also required prior to receiving a ballot at any in-person early voting location or emergency vote center or from a special election board. (A.R.S. § 16-542 (<https://www.azleg.gov/viewdocument/?docName=https://www.azleg.gov/ars/16/00542.htm>); § 16-549 (<https://www.azleg.gov/viewdocument/?docName=https://www.azleg.gov/ars/16/00549.htm>))

**Please note: Members of federally-recognized tribes are not required to have an address or photo on their tribal identification in order to cast a provisional ballot.**

### List #1 - Sufficient Photo ID including name and address (One Required)

- Valid Arizona driver license
- Valid Arizona non-operating identification card
- Tribal enrollment card or other form of tribal identification
- Valid United States federal, state, or local government-issued identification



### List #2 - Sufficient ID without a photograph that bears the name and address (Two Required)

- Utility bill of the elector that is dated within 90 days of the date of the election. A utility bill may be for electric, gas, water, solid waste, sewer, telephone, cellular phone, or cable television
- Bank or credit union statement that is dated within 90 days of the date of the election
- Valid Arizona Vehicle Registration
- Indian census card
- Property tax statement of the elector's residence
- Tribal enrollment card or other form of tribal identification
- Arizona vehicle insurance card
- Recorder's Certificate
- Valid United States federal, state, or local government-issued identification, including a voter registration card issued by the County Recorder
- Any mailing to the elector marked "Official Election Material"

### List #3 - Mix & Match from Lists #1 & #2 (Two Required)

- Any valid photo identification from List 1 in which the address does not reasonably match the precinct register accompanied by a non-photo identification from List 2 in which the address does reasonably match the precinct register
- U.S. Passport without address and one valid item from List 2
- U.S. Military identification without address and one valid item from List 2

## Voters with Disabilities

**Accessible Polling Places:** All polling locations and vote centers have been chosen with special needs voters in mind. Each location will provide handicap parking and be able to accommodate individuals in wheelchairs, as well as, individuals with visual or hearing impairments. Oftentimes a temporary modification will be made to the polling location providing easier accessibility for the voter.

**Accessible Voting Systems:** All polling locations and vote centers must have an accessible voting device for use by voters with disabilities. In addition to the accessible voting devices, each polling location will have magnifying instruments, large print versions of the publicity pamphlets and trained poll workers who are ready to assist you. View the accessible voting device that will be used in your county ([https://azsos.gov/sites/default/files/2020\\_0709\\_Election\\_Cycle\\_Voting\\_Equipment.pdf](https://azsos.gov/sites/default/files/2020_0709_Election_Cycle_Voting_Equipment.pdf)) (PDF).

**Curbside Voting:** Voters who are unable to enter the polling location or voting center may ask that a ballot be brought to them by an election poll worker.

**Permanent Early Voting:** Voters who have a permanent physical disability, just like any other eligible voter, may request to be placed on the Permanent Early Voter List (PEVL). This will ensure that they will be mailed a ballot for each election that they are eligible for and allows them to vote from the comfort and convenience of their own home.

- Register to be a permanent early voter online (<https://servicearizona.com/VoterRegistration>)
- Register to be a permanent early voter by mail ([https://azsos.gov/sites/default/files/20200417\\_AZ\\_Voter\\_Registration\\_Form\\_Printable\\_0.pdf](https://azsos.gov/sites/default/files/20200417_AZ_Voter_Registration_Form_Printable_0.pdf)) (PDF)

**Assistance Completing Election Materials:** If an individual is unable to sign or fully complete election materials such as a voter registration form, early ballot, and early ballot affidavit, they may be assisted by an individual who is willing to help at that person's direction. This also includes receiving assistance at the polling place by poll workers of two different parties, or an individual the voter with a disability chooses.

**HAVA Hotline:** The Arizona Center for Disability Law will run a hotline to address any election concerns for persons with disabilities. The ACDL also will file Help America Vote Act (HAVA) complaints.

**Call: 602-274-6287 or 1-800-927-2260**  
**7:00 AM – 7:00 PM on Election Day**

## Popular Questions

I Recently Moved And Did Not Update My Voter Registration, Where Do I Vote?

You should vote at the assigned location for your new address. The location of your new polling place can be found through our new Voter Information Portal (<https://my.arizona.vote/WhereToVote.aspx?s=address>) or by contacting your County Recorder (/county-election-info). The new polling place will not have you on its roster, but you will be able to vote using a provisional ballot. The new address you provide on the provisional ballot will automatically update your voter information for future elections.

There Is A Polling Location Near My Work, Can I Just Vote There?



No. Unless you live in a county that is using vote centers for the election, you must vote at your assigned polling location for your ballot to be valid and counted.

### Where Is My Polling Location?

You may locate your assigned polling place through our new Voter Information Portal (<https://my.arizona.vote/WhereToVote.aspx?s=address>). If you are still unable to locate your polling place you may contact your County Recorder (</county-election-info>).

Some Arizona counties utilize vote centers. vote centers are voting locations open on Election Day to every eligible voter in the county. Voters can visit any vote center in their county to receive and cast their official ballot.

### I Still Have My Early Ballot, Will I Have To Wait In Line At A Polling Location Just To Drop It Off?

No. If you were unable to mail back your early ballot in time, you can skip the line and turn it in at any polling location within your county. The poll workers will be able to assist and show you where to drop off your early ballot.

### What Do I Need To Bring With Me On Election Day?

Every qualified elector is required to show proof of identity at the polling place before receiving a ballot. Find out what qualifies as an acceptable form of identification in Arizona (</elections/voting-election>).

### Why Did I Have To Vote A Provisional Ballot?

A provisional ballot is given to anyone who is not on the polling location's roster or if the voter was unable to provide a valid form of identification. There are a few reasons why your name was not included on the roster.

- You recently moved and did not update your voter information in time
- You voted at a polling place not assigned to you
- You requested an early ballot by mail
- Your voter registration is no longer active or you are not registered at all

### I Did Not Have Any ID With Me On Election Day, When Is The Deadline To Provide ID For My Vote To Count?

If you were unable to show valid identification at the polls on Election Day you would have been provided with a conditional provisional ballot. This ballot will be valid and counted as long you provide valid identification to your polling location before 7:00 pm on Election Day. Alternatively, you can present an acceptable form of identification to your County Recorder's Office by 5:00 p.m. on the 5th business day following the election if the election included a federal race, or by 5:00 p.m. on the 3rd business day after any other election.

## Forms & Resources

- PRINTABLE Voter Registration Form ([https://azsos.gov/sites/default/files/2020\\_Printable\\_VR\\_Form.pdf](https://azsos.gov/sites/default/files/2020_Printable_VR_Form.pdf)) - English/Español (PDF)
- Voter Registration Form ([https://azsos.gov/sites/default/files/20200417\\_AZ\\_Voter\\_Registration\\_Form\\_Printable\\_0.pdf](https://azsos.gov/sites/default/files/20200417_AZ_Voter_Registration_Form_Printable_0.pdf)) - English/Español (PDF)
- Large Print, Accessible Voter Registration Form (<https://azsos.gov/sites/default/files/20190823%20LP%20Voter%20Reg%20-%20Accessible%20v2%20wFF.pdf>) - English (PDF)
- Large Print, Accessible Voter Registration Form Instructions (<https://azsos.gov/sites/default/files/20190906%20LP%20Voter%20Reg%20-%20Instructions%20v2.pdf>) - English (PDF)
- Letra Grande, Formulario de Registro de Votantes Accesible (<https://azsos.gov/sites/default/files/20190906%20Sp%20LP%20Voter%20Reg%20-%20Accessible%20v2%20wFF.pdf>) - Español (PDF)
- Letra Grande, Instrucciones del Formulario de Registro de Votantes Accesible (<https://azsos.gov/sites/default/files/20190906%20Sp%20LP%20Voter%20Reg%20-%20Instructions%20v2.pdf>) - Español (PDF)
- Election Complaint Form ([https://azsos.gov/sites/default/files/hava\\_grievance\\_form.pdf](https://azsos.gov/sites/default/files/hava_grievance_form.pdf)) - English (PDF)
- Formulario de Queja de Elecciones ([https://azsos.gov/sites/default/files/hava\\_grievance\\_form\\_spanish.pdf](https://azsos.gov/sites/default/files/hava_grievance_form_spanish.pdf)) - Español (PDF)



- Formulario de Queja de Elecciones ([https://azsos.gov/sites/default/files/hava\\_grievance\\_form\\_spanish.pdf](https://azsos.gov/sites/default/files/hava_grievance_form_spanish.pdf)) - Español (PDF)
- National Mail Voter Registration Form ([https://azsos.gov/sites/default/files/Federal\\_Voter\\_Registration\\_ENG.pdf](https://azsos.gov/sites/default/files/Federal_Voter_Registration_ENG.pdf)) - English (PDF)
- Formulario Nacional de Inscripción de Votantes por Correo ([https://azsos.gov/sites/default/files/Federal\\_Voter\\_Registration\\_SPA.pdf](https://azsos.gov/sites/default/files/Federal_Voter_Registration_SPA.pdf)) - Español (PDF)
- Maricopa County Wait Time Reduction Plan ([https://azsos.gov/sites/default/files/Wait\\_Time\\_Reduction\\_Plan\\_August\\_Primary\\_2020\\_FINAL.pdf](https://azsos.gov/sites/default/files/Wait_Time_Reduction_Plan_August_Primary_2020_FINAL.pdf)) - English (PDF)
- Maricopa County Plan de Reducción del Tiempo de Espera ([https://azsos.gov/sites/default/files/Wait\\_Time\\_Reduction\\_Plan\\_August\\_Primary\\_2020\\_FINAL\\_Spanish.pdf](https://azsos.gov/sites/default/files/Wait_Time_Reduction_Plan_August_Primary_2020_FINAL_Spanish.pdf)) - Español (PDF)
- ServiceArizona Guide ([https://azsos.gov/sites/default/files/2020.9.30\\_ServiceArizona\\_Instructions\\_Troubleshooting\\_and\\_FAQs\\_2.pdf](https://azsos.gov/sites/default/files/2020.9.30_ServiceArizona_Instructions_Troubleshooting_and_FAQs_2.pdf)) - English (PDF)

## ELECTIONS

### Elections Calendar & Upcoming Events (/elections/elections-calendar-upcoming-events)

#### ▼ Voting In This Election (/elections/voting-election)

Register to Vote / Update Your Voter Information (/elections/voting-election/register-vote-or-update-your-current-voter-information)

Proof of Citizenship Requirements (/elections/voting-election/proof-citizenship-requirements)

Check Your Ballot Status From Election Day (<https://my.arizona.vote/AbsenteeTracker.aspx>)

Uniformed and Overseas Citizen Portal (/elections/voting-election/uniformed-and-overseas-citizen-portal)

Contact Information for County Election Officials (/county-election-info)

Voting Equipment (/elections/voting-election/voting-equipment)

#### ► Campaign Finance & Reporting (/elections/campaign-finance-reporting)

#### ► Running for Office (/elections/running-office)

Sign a Candidate Petition or Give \$5 Qualifying Contribution (<https://apps.azsos.gov/equal/>)

Information about Recognized Political Parties (/elections/information-about-recognized-political-parties)

#### ► Initiative, Referendum & Recall (/elections/initiative-referendum-and-recall)

Requirements for Paid & Non-Resident Circulators (/elections/requirements-paid-non-resident-circulators)

#### ► Voter Registration & Historical Election Data (/elections/voter-registration-historical-election-data)

Arizona Election Laws & Publications (/elections/arizona-election-laws-publications)

#### ► Lobbyists (/elections/lobbyists)

Help America Vote Act (HAVA) (/elections/hava)

Poll Worker (/pollworker)

Unique URL Pilot Program (/elections/uniqueURL)

Voting by Mail: How to Get a Ballot-by-Mail (/votebymail)

## Contact Us

Office of the Secretary of State  
**Elections Division**  
 1700 W Washington St Fl 7  
 Phoenix AZ 85007-2808



Contact Us (<https://azsos.gov/about-office/contact-us>)

**Arizona Secretary of State**

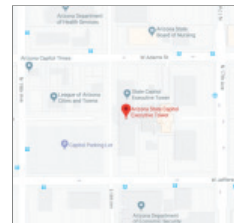
1700 W Washington St Fl 7

**Phone: 602-542-4285**

Phoenix AZ 85007

Find in Google Maps

(<https://goo.gl/maps/hXprzBZNhgZ>)



(<https://goo.gl/maps/hXprzBZNhgZ>)

STATEWIDE POLICIES ([HTTP://AZ.GOV/POLICIES](http://az.gov/policies))

SITE MAP (/SITEMAP)

[WEBSITE POLICIES \(/WEBSITE-POLICIES\)](#)

[CONTACT US \(/ABOUT-OFFICE/CONTACT-US\)](#)

STAFF LOGIN (/USER)



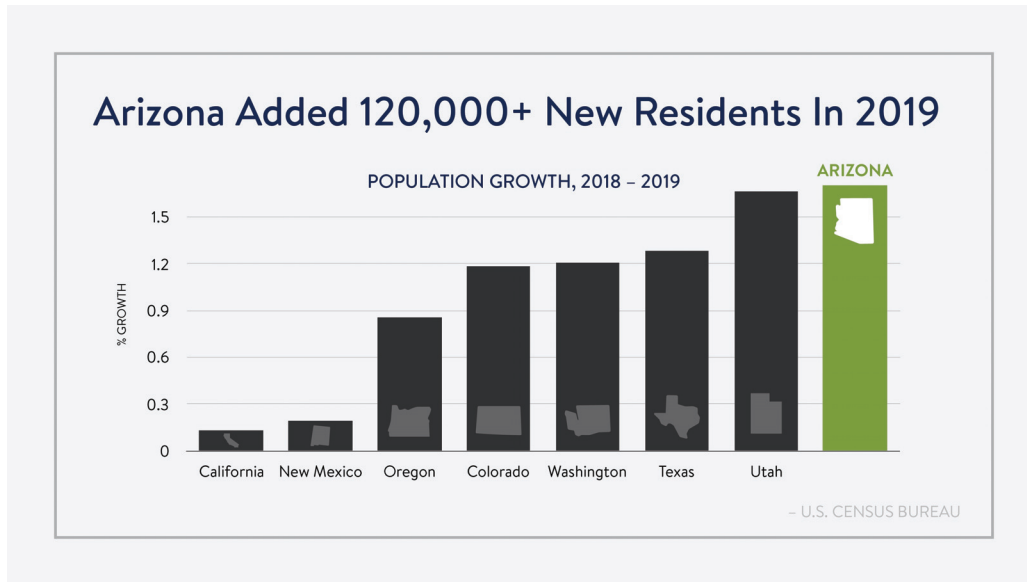
# EXHIBIT G



# New Census Report Ranks Arizona Third In Percentage Growth Rate

## News Release

December 31, 2019



**PHOENIX** — Arizona ranked third in percentage growth rate in 2019, according to estimates released this week by **U.S. Census Bureau** (<https://azgovernor.us3.list-manage.com/track/click?u=92fdf4d2c03bdcc82721f4a7b&id=433b2e506e&e=a906a3fa1b>). Arizona welcomed more than 120,000 residents from 2018 to 2019, a growth rate of nearly 1.7 percent, which bests states like Utah (1.662), Texas (1.283), Washington (1.210), Colorado (1.185), Oregon (0.857) and New Mexico (0.195).

With a nearly 1.7 percent growth from July 2018 to July 2019, Arizona jumped from fourth to third-highest rate of growth in the nation. The state also ranked third in the number of new residents with more than 120,000 newcomers. Only Texas and Florida added more residents.

“Arizona’s budget is balanced, our economy is booming and we have more people choosing our state than nearly anywhere in the country,” said Governor Doug Ducey. “With more people and more jobs, Arizona is investing in the things that really matter, like our K-12 public schools, public safety and roads and bridges. The credit goes to the entrepreneurs, innovators, educators, law enforcement officers, volunteers and more who make Arizona the best state to live, work, play and get an education.”

Since 2015, Arizona has added an estimated 548,304 residents with a 6.6 percent growth rate during that time. Arizona’s estimated 120,693 new residents between 2018 and 2019 more than doubled California’s 50,635 new residents. Additionally, two states—Illinois and New York—lost residents, with 51,250 and 76,790 people leaving the states, respectively.

State Policy Reports recently **ranked Arizona fourth** (<https://azgovernor.us3.list-manage.com/track/click?u=92fdf4d2c03bdcc82721f4a7b&id=56b55b616a&e=a906a3fa1b>) in economic momentum as well as in the top five for growth in personal income, employment and population. Arizona has added more than 300,000 jobs since 2015

while investing in things that matter most, like K-12 public education, public safety and our roads and bridges.

Additionally, Governor Ducey has prioritized reducing barriers for hardworking Arizonans. In April, he signed **first-in-the-nation legislation** (<https://azgovernor.us3.list-manage.com/track/click?u=92fdf4d2c03bdcc82721f4a7b&id=afd54b535b&e=a906a3fa1b>) providing universal recognition of out-of-

state occupational licenses.

###

◀ **Previous**  
 (/governor/news/2019/12/2019-giving-back-those-who-serve)

(/governor/news/2019/12/2019-giving-back-those-who-serve)

**2019: Giving Back To Those Who Serve**  
 (/governor/news/2019/12/2019-giving-back-those-who-serve)

**Next ▶**  
 (/governor/news/2019/12/2019-reducing-barriers-work)

(/governor/news/2019/12/2019-reducing-barriers-work)

**2019: Reducing Barriers To Work**  
 (/governor/news/2019/12/2019-reducing-barriers-work)

**Newsroom** (<http://azgovernor.gov/newsroom>)

**News Releases** (<http://azgovernor.gov/news-releases>)

**Executive Orders** (<http://azgovernor.gov/executive-orders>)

**Videos** (<http://azgovernor.gov/video>)

## Popular

- 1** "Stay Home, Stay Healthy, Stay Connected" (/governor/news/2020/03/stay-home-stay-healthy-stay-connected)
- 2** Visit ArizonaTogether.org For COVID-19... (/governor/video/visit-arizonatogetherorg-covid-19-information-and-resources)
- 3** Ivy Foundation Makes Multi-million Dollar... (/governor/news/2020/04/ivy-foundation-makes-multi-million-dollar-contribution-az-coronavirus-relief)
- 4** Governor Ducey And State Child Care Leaders... (/governor/news/2020/04/governor-ducey-and-state-child-care-leaders-announce-launch-childcare-covid-19)
- 5** New Order Allows Certain Prescription... (/governor/news/2020/04/new-order-allows-certain-prescription-refills-without-having-see-doctor)

f (HTTPS://WWW.FACEBOOK.COM/DOUGDUCEY)
 t (HTTPS://TWITTER.COM/DOUGDUCEY)
 i (HTTPS://WWW.YOUTUBE.COM/CHANNEL/UCLTVBFG4I5SK6GHJYEFYVQ)
 i (HTTPS://WWW.LINKEDIN.COM/IN/DOUGDUCEY)

# EXHIBIT H



Search



(/)

(/about-office/contact-us)

(<https://twitter.com/secretaryhobbs>)(<https://www.facebook.com/SecretaryHobbs>)(<https://www.instagram.com/azsecretaryhobbs/>)[Home \(/\)](#) » [Elections \(/elections\)](#) » [Voting by Mail: How to Get a Ballot-by-Mail \(/votebymail\)](#)

## Voting by Mail: How to Get a Ballot-by-Mail

### ARIZONA HAS A PROUD HISTORY OF SECURE AND RELIABLE VOTING BY MAIL

Most Arizonans already vote by mail, allowing them to fill out their ballot from the comfort of their home and then mail it back or drop it off at any drop-box or voting location in their county.

Due to COVID-19, the Centers for Disease Control and Prevention (CDC) has recommended: <https://www.cdc.gov/coronavirus/2019-ncov/community/election-polling-locations.html> (<https://www.cdc.gov/coronavirus/2019-ncov/community/election-polling-locations.html>) early voting and voting by mail when possible.

Registered voters have two ways to get a ballot-by-mail:



-OR-



You can sign up for the PEVL when you register to vote. Or, if you're already registered to vote, follow the simple steps below to get your ballot-by-mail and ensure you have a safe, secure, and reliable option for voting in this year's elections.

## Permanent Early Voting List (PEVL)

Voters on the PEVL are automatically sent a ballot-by-mail for all elections in which they are eligible to vote.

**OPTION 1: SIGN UP FOR THE PEVL ONLINE****OPTION 2: SUBMIT A WRITTEN PEVL REQUEST FORM**

**DEADLINE TO JOIN THE PEVL**

There is no deadline to join the PEVL. However, to get a ballot-by-mail for an upcoming election, you must sign up at least 11 days before Election Day.

You must sign up by:

ELECTION	VOTER REGISTRATION DEADLINE	DEADLINE FOR REGISTERED VOTERS TO JOIN PEVL OR REQUEST A BALLOT-BY-MAIL
August 4, 2020 Primary	July 6, 2020	July 24, 2020 at 5:00 p.m.
November 3, 2020 General	October 5, 2020	October 23, 2020 at 5:00 p.m.

**Request a One-Time Ballot-by-Mail**

If you do not want to sign up for the PEVL, you can request a ballot-by-mail just for the 2020 elections. You can make a request for a ballot-by-mail for both the August 4, 2020 Primary Election and November 3, 2020 General Election at one time. Voters who use this option will not be added to the PEVL.

**OPTION 1: REQUEST A BALLOT-BY-MAIL ONLINE****OPTION 2: CALL YOUR COUNTY RECORDER****OPTION 3: SUBMIT A WRITTEN BALLOT-BY-MAIL REQUEST FORM****OPTION 4: SEND AN EMAIL TO YOUR COUNTY RECORDER****DEADLINE TO REQUEST A BALLOT-BY-MAIL**

Primary and General Election ballots can be requested at the same time, or separately. If you would like to request a ballot-by-mail for Primary and General Election together, you must do so by July 24, 2020 at 5:00 p.m.

ELECTION	VOTER REGISTRATION DEADLINE	DEADLINE FOR REGISTERED VOTERS TO JOIN PEVL OR REQUEST A BALLOT-BY-MAIL
August 4, 2020 Primary	July 6, 2020	July 24, 2020 at 5:00 p.m.
November 3, 2020 General	October 5, 2020	October 23, 2020 at 5:00 p.m.

**FAQS**

I am an Independent Voter (not registered with a political party). How do I vote by mail in the Primary Election?

What is the deadline for returning my voted ballot-by-mail?

What are my options for returning my voted ballot-by-mail?

How do I track my ballot status?



I lost or damaged my ballot-by-mail. How do I get a replacement ballot?

---

I will be out of town during the election. Will USPS forward my ballot-by-mail to my temporary-away address?

---

What are my in-person early voting options?

---

What are my in-person emergency voting options?

---

How is Arizona securing the vote by mail process?

---

I am serving in the military overseas or reside overseas. What are my options for receiving and returning a ballot?

---

Who do I contact if I have more questions about voting by mail?

---

Where can I find my County Recorder's contact information?

---

## IMPORTANT DATES

# 2020 Election Timeline



## PRIMARY ELECTION

### May 03, 2020

First day to request a one-time ballot-by-mail for only the Primary Election or both the Primary and General Election

### July 06, 2020

Voter Registration Deadline

### July 08, 2020

First day for counties to mail ballots to voters (and first day of in-person early voting)

### July 24, 2020

Last day to sign up for the PEVL or request a one-time ballot-by-mail

### July 29, 2020

Recommended deadline to mail back your ballot



**August 4, 2020**

Election Day

All ballots must be received by 7:00 p.m.

\*Voters who do not mail back their ballot by the recommended deadline have until 7:00 p.m. on Election Day to drop off their ballot at their County Recorder's Office or any ballot drop-box or voting location in the county.

**GENERAL ELECTION**

**August 02, 2020**

First day to request a one-time ballot-by-mail for the General Election only

**October 05, 2020**

Voter Registration Deadline

**October 07, 2020**

First day for counties to mail ballots to voters (and first day of in-person early voting)

**October 23, 2020**

Last day to request a ballot-by-mail or sign up for PEVL

**October 27, 2020**

Recommended deadline to mail back your ballot

**November 3, 2020**

Election Day

All ballots must be received by 7:00 p.m.

**Have questions? Call 1-877-THE-VOTE or email [elections@azsos.gov](mailto:elections@azsos.gov)**

**ELECTIONS**

Elections Calendar & Upcoming Events ( <a href="/elections/elections-calendar-upcoming-events">/elections/elections-calendar-upcoming-events</a> )	
➤	Voting In This Election ( <a href="/elections/voting-election">/elections/voting-election</a> )
➤	Campaign Finance & Reporting ( <a href="/elections/campaign-finance-reporting">/elections/campaign-finance-reporting</a> )
➤	Running for Office ( <a href="/elections/running-office">/elections/running-office</a> )
Sign a Candidate Petition or Give \$5 Qualifying Contribution ( <a href="https://apps.azsos.gov/equal/">https://apps.azsos.gov/equal/</a> )	
Information about Recognized Political Parties ( <a href="/elections/information-about-recognized-political-parties">/elections/information-about-recognized-political-parties</a> )	
➤	Initiative, Referendum & Recall ( <a href="/elections/initiative-referendum-and-recall">/elections/initiative-referendum-and-recall</a> )



Requirements for Paid & Non-Resident Circulators (/elections/requirements-paid-non-resident-circulators)

➤ Voter Registration & Historical Election Data (/elections/voter-registration-historical-election-data)

Arizona Election Laws & Publications (/elections/arizona-election-laws-publications)

➤ Lobbyists (/elections/lobbyists)

Help America Vote Act (HAVA) (/elections/hava)

Poll Worker (/pollworker)

Unique URL Pilot Program (/elections/uniqueURL)

▼ Voting by Mail: How to Get a Ballot-by-Mail (/votebymail)

Vote por correo: cómo obtener su boleta por correo (/votebymail-es)

Contact Us (<https://azsos.gov/about-office/contact-us>)

#### Arizona Secretary of State

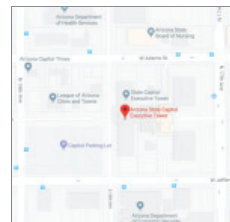
1700 W Washington St Fl 7

Phone: 602-542-4285

Phoenix AZ 85007

Find in Google Maps

(<https://goo.gl/maps/hXprzBZNhgZ>)



(<https://goo.gl/maps/hXprzBZNhgZ>)

STATEWIDE POLICIES ([HTTP://AZ.GOV/POLICIES](http://az.gov/policies))

SITE MAP (/SITEMAP)

WEBSITE POLICIES (/WEBSITE-POLICIES)

CONTACT US (/ABOUT-OFFICE/CONTACT-US)

STAFF LOGIN (/USER)





# EXHIBIT I



(/)

(/about-office/contact-us)

(https://twitter.com/secretaryhobbs)

(https://www.facebook.com/SecretaryHobbs)

(https://www.instagram.com/azsecretaryhobbs/)

Search



[ELECTIONS \(/ELECTIONS\)](#)
[BUSINESS \(/BUSINESS\)](#)
[SERVICES \(/SERVICES\)](#)
[RULES \(/RULES\)](#)
[ABOUT THE OFFICE \(/ABOUT-OFFICE\)](#)

[Home \(/\)](#) » 
 [Elections \(/elections\)](#) » 
 [Voting In This Election \(/elections/voting-election\)](#) » 
 [Proof of Citizenship Requirements \(/elections/voting-election/proof-citizenship-requirements\)](#)

## Proof of Citizenship Requirements

**Elections Division Response to COVID-19 – Find Voting Information at Arizona.Vote**  
(<https://www.arizona.vote/>)

[Elections Response »](#)

[Impacted Services »](#)

[Services that are available online or by phone »](#)

Call 1-877-THE-VOTE or 602-542-8683. Please note there may be a delay in responding to calls. Email for a faster response.

[Español »](#)

## Important Information Regarding Proof Of Citizenship

A person must be a U.S. citizen in order to register and vote.

A person who submits valid proof of citizenship with his or her voter registration form (regardless of the type of form submitted) is entitled to vote in all federal, state, county and local elections in which he or she is eligible. The voter registration form otherwise must be sufficiently complete.

A person is not required to submit proof of citizenship with the voter registration form, but failure to do so means the person will only be eligible to vote in federal elections (known as being a “federal only” voter). A “federal only” voter will become eligible to vote a “full ballot” in all federal, state, county and local elections if he or she later provides valid proof of citizenship to the appropriate County Recorder’s office.

Federal only voters may use the Federal Voter Registration form, available here:

Federal Voter Registration Form (English)  
([https://www.eac.gov/assets/1/6/Federal\\_Voter\\_Registration\\_ENG.pdf](https://www.eac.gov/assets/1/6/Federal_Voter_Registration_ENG.pdf))

Formulario nacional de inscripción de votantes (Español)  
([https://www.eac.gov/assets/1/6/Federal\\_Voter\\_Registration\\_SPA.pdf](https://www.eac.gov/assets/1/6/Federal_Voter_Registration_SPA.pdf))

## Accepted Proof of Citizenship Information

If you have an Arizona drivers license or non-operating identification card issued after October 1, 1996, you will only need to list the license number on box 9 of the voter registration form.

If you do not have an Arizona license you may need to provide one of the following documents to establish proof of citizenship:

1. supporting legal documentation (i.e. marriage certificate) if the name on the birth certificate is not the same as your current legal name
2. A legible photocopy of the pertinent pages of your passport
3. U.S. naturalization documents or fill in your Alien Registration Number in box 11 on the voter registration form

## ELECTIONS

[Elections Calendar & Upcoming Events \(/elections/elections-calendar-upcoming-events\)](#)

▼ [Voting In This Election \(/elections/voting-election\)](#)

[Register to Vote / Update Your Voter Information \(/elections/voting-election/register-vote-or-update-your-current-voter-information\)](#)

[Proof of Citizenship Requirements \(/elections/voting-election/proof-citizenship-requirements\)](#)

[Check Your Ballot Status From Election Day \(/https://my.arizona.vote/AbsenteeTracker.a\)](#)

[Uniformed and Overseas Citizen Portal \(/elections/voting-election/uniformed-and-overseas-citizen-portal\)](#)

[Contact Information for County Election Officials \(/county-election-info\)](#)

[Voting Equipment \(/elections/voting-election/voting-equipment\)](#)

► [Campaign Finance & Reporting \(/elections/campaign-finance-reporting\)](#)

► [Running for Office \(/elections/running-office\)](#)

[Sign a Candidate Petition or Give \\$5 Qualifying Contribution \(/https://apps.azsos.gov/equal/\)](#)

[Information about Recognized Political Parties \(/elections/information-about-recognized-political-parties\)](#)

► [Initiative, Referendum & Recall \(/elections/initiative-referendum-and-recall\)](#)

[Requirements for Paid & Non-Resident Circulators \(/elections/requirements-paid-\)](#)

4. Your Indian Census Number, Bureau of Indian Affairs Card Number, Tribal Treaty Card Number, or fill in your Tribal Enrollment Number in box 10 on the voter registration form
5. A legible photocopy of your Tribal Certificate of Indian Blood or Tribal or Bureau of Indian Affairs Affidavit of Birth

non-resident-circulators)

➤ Voter Registration & Historical Election Data (/elections/voter-registration-historical-election-data)

Arizona Election Laws & Publications (/elections/arizona-election-laws-publications)

➤ Lobbyists (/elections/lobbyists)

Help America Vote Act (HAVA) (/elections/hava)

Poll Worker (/pollworker)

Unique URL Pilot Program (/elections/uniqueURL)

Voting by Mail: How to Get a Ballot-by-Mail (/votebymail)

## Contact Us

Office of the Secretary of State

### Elections Division

1700 W Washington St Fl 7

Phoenix AZ 85007-2808

Email Elections (/contact-elections)

602-542-8683

**1-877-THE VOTE**

Contact Us (<https://azsos.gov/about-office/contact-us>)

### Arizona Secretary of State

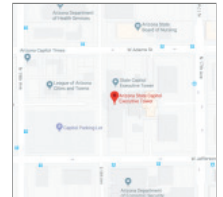
1700 W Washington St Fl 7

**Phone:** 602-542-4285

Phoenix AZ 85007

Find in Google Maps

(<https://goo.gl/maps/hXprzBZNhgZ>)



(<https://goo.gl/maps/hXprzBZNhgZ>)

STATEWIDE POLICIES ([HTTP://AZ.GOV/POLICIES](http://az.gov/policies))

SITE MAP (/SITEMAP)

WEBSITE POLICIES (/WEBSITE-POLICIES)

CONTACT US (/ABOUT-OFFICE/CONTACT-US)

STAFF LOGIN (/USER)



**UNITED STATES DISTRICT COURT  
DISTRICT OF ARIZONA**

Mi Familia Vota, Arizona Coalition for  
Change, and Ulises Ventura;

Plaintiffs,

-against-

Katie Hobbs, in her official capacity as  
Arizona Secretary of State,

Defendant.

No. CV-20-01903-PHX-SPL

**Supplemental Declaration of Flavio Bravo**

FLAVIO BRAVO, pursuant to 28 U.S.C. § 1746, declares under penalties of perjury as follows:

1. I am the Arizona Democracy Collaborative Director of Mi Familia Vota, a plaintiff in the above-captioned matter. I am authorized to provide this supplemental declaration on behalf of Mi Familia Vota in further support of Plaintiff's motion for a temporary restraining order and preliminary injunction.

2. Mi Familia Vota is a non-partisan civic engagement organization. Our voter registration efforts are not affiliated with any political party or candidate.

3. If the Court grants an extension of the voter registration deadline until October 27, 2020, Mi Familia Vota will use that extra time to register approximately 1,500 additional voters.

4. We base that estimate on the fact that, since resuming our in-person registration work, between the end of August and the end of September, we have registered 1,581 new voters. In my declaration of September 30, I mistakenly estimated we had registered 4,500 additional voters in this time period. My estimate now is based on a thorough review of more complete data that we are receiving daily from our organizers in the field.

5. This estimate of 1,500 may be conservative because prior to the pandemic, between January 13 and March 20, 2020, we had registered 9,845 voters; over 1,500 of these were registered in just one week. During this period of time, we were registering on average 1,094 voter per week, which means we were on track to register 41,568 by the October 5 voter registration deadline.

6. Notwithstanding all of the challenges we have faced this year because of the pandemic, Mi Familia Vota has registered a total of just under 14,000 voters so far.

7. If the Court extends the registration deadline, we would undertake immediate efforts to maximize the effects of the extension and we believe those efforts would help us exceed even the estimated 1,500 new voters.

8. First, we would immediately announce the extension by issuing a press release; posting the news on our website; and using our partners, allies, and community organizers to further spread the news.

9. Second, we would use our partnership with Univision to announce the extension of the registration deadline and to encourage people to call our voter

registration hotline.

10. Third, we would immediately hire more voter registration organizers to go door-to-door in neighborhoods we have not yet been able to canvass.

11. Fourth, we would host additional voter registration drive-through events.

12. Fifth, we would coordinate our efforts with the efforts of the other organizations doing voter registration in our One Arizona coalition.

13. The effect of the extension also cannot be considered just by examining Mi Familia Vota's projected numbers in isolation. Other organizations and individuals engaged in voter registration efforts, as well as every eligible voter in the State, would also benefit from the extension. For example, One Arizona, the coalition we are in, had a target of registering 250,000 voters this year. The coalition has already registered 150,000 voters this year and an extension would allow it to register thousands more voters.

14. Mi Familia Vota not only registers voters directly, but we also educate and advise potential voters, and many of these voters register on their own, based on the information that we have provided to them on through direct calls, pamphlets, and our website.

15. Finally, I understand the Republican National Committee is trying to intervene in this case and has argued that because some PACs were able to collect signatures for ballot initiatives, we should have been able to register voters in the same way. Mi Familia Vota also organizes signature-collection for ballot initiatives and that

work is very different from voter registration work in several critical ways. People who are targeted for ballot initiatives are already civically engaged. By comparison, the people we are trying to reach in our voter registration work are not. We do not have a list of unregistered voters. We have to go door-to-door through the communities we serve to educate people about the process of voter registration and the election. This almost always entails a lengthy conversation with the potential voter, unlike the quick conversation typically required to get a signature on a ballot initiative. After we educate the potential voter about the process, we have to help them fill out the detailed registration form—a process that is more time-consuming and more complicated than simply obtaining a signature. For all these reasons, collecting signatures lends itself well to drive-through events for an already-engaged group of people who can be specifically targeted to come out and quickly sign their names. It also means that it was far more feasible to collect signatures during the pandemic through drive-through events or physically distanced brief conversations than it was for us to engage in the close, lengthy conversations required to register voters. Finally, ballot signature initiatives end when the minimum number required to get the initiative on the ballot has been met. But our voter registration work is never over: everyone deserves the chance to register and exercise the right to vote. There is no cap on the number of voters we want to register.

16. We work with vulnerable Latino, immigrant, and allied communities often disenfranchised due to a lack of access to those resources that facilitate democratic participation and electoral access.

17. Our daily efforts facilitate electoral participation for individuals who

would otherwise been entirely disenfranchised.

18. Based on all the numbers available to us as an organization and as a member of the One Arizona coalition, if the Court extends the registration, thousands of additional people will be registered and will be able to vote in this year's election.

Dated: October 4, 2020  
Phoenix, AZ



FLAVIO BRAVO



UNITED STATES DISTRICT COURT  
DISTRICT OF ARIZONA

Mi Familia Vota, Arizona Coalition for  
Change, and Ulises Ventura;

Plaintiffs,

-against-

Katie Hobbs, in her official capacity as  
Arizona Secretary of State,

Defendant.

No. CV-20-01903-PHX-SPL

**Supplemental Declaration of Reginald Bolding**

REGINALD BOLDING, pursuant to 28 U.S.C. § 1746, declares under penalties of perjury as follows:

1. I am the Co-Executive Director of Arizona Coalition for Change, a plaintiff in the above-captioned matter. I am authorized to provide this supplemental declaration on behalf of Arizona Coalition for Change in further support of Plaintiffs' motion for a temporary restraining order and preliminary injunction.

2. If the Court extends the registration deadline, we estimate that Arizona Coalition for Change would be able to register approximately 500 voters between now and October 27, 2020. This estimate is based on our track record of voter registration in August and September 2020.

3. Since the public health crisis improved in Arizona this past August, we have revamped our voter registration efforts and seen a documented rise. In August

and September, we registered 1,343 new voters, an average of 167.88 per week.

4. To date, in 2020, Arizona Coalition for Change has registered 9,637 voters.

5. This estimate is conservative because if the deadline was extended we would retain and hire on additional staff to register as many voters as possible to meet the new established deadline.

6. We would also continue registration methods such as drive-through voter registration, online voter registration, and registering individuals by phone.

7. We are also members of the One Arizona coalition which has already registered 150,000 voters this year. Since ramping up its voter registration efforts in the last month, the coalition has registered 25,169 voters in September alone. The coalition's registration rate shows a 17% week-to-week growth for the month of September. Projecting that growth rate out from now until October 27, 2020 results in an estimate of the coalition registering an additional 25,340 voters if the Court extends the voter registration deadline.

8. Our voter education and community outreach work also means that, as we promote the voter registration deadline, it will reach beyond the people registered by our organizers.

9. If the October 5 registration deadline was extended, our track record suggests that this rate of registration would continue, we would be able to register thousands of additional voters, and thousands of additional people would get to exercise their fundamental right to vote and participate in our democracy.

Dated: October 5, 2020  
Phoenix, AZ

**Reginald Bolding**  
REGINALD BOLDING

**Signature:** *Reginald Bolding*

**Email:** reginald@azc4c.org