



# Official Paper Write-In Ballot


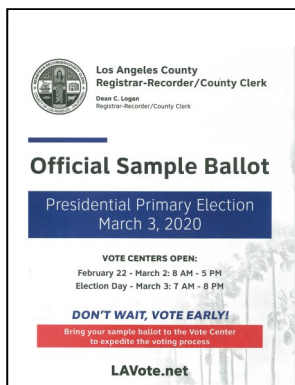
The Official Paper Write-In Ballot is available to voters in the following situations (will be found in a white box labeled Generic Ballots and should be placed next to the Check-In Clerks):

- A Curbside voter is unable to use the Interactive Sample Ballot (ISB), or otherwise does not use BMD Ballot.
- The Ballot Marking Devices are unavailable for use.
- A voter is unable, or otherwise does not use a Ballot Marking Device.

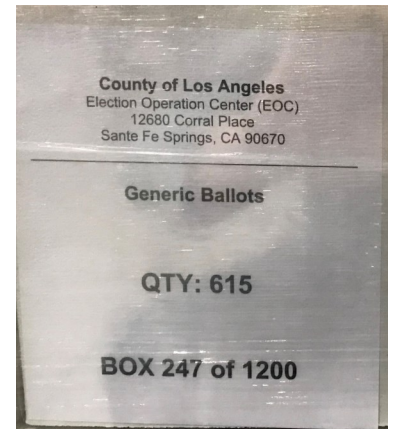
The voter will be required to write down the contest(s) they wish to vote on, and the choice(s) within the contest they wish to vote for. If a voter uses an Official Paper Write-In Ballot, they will need to have knowledge of the correct ballot for their address, to determine this:

- They can use their Sample Ballot or someone else at their address, or
- They may be assisted using the ISB to determine their ballot choices.

To do this the voter may use their mobile device or can be assisted by using your County issued phone (go to <https://isb.lavote.net/>). At this site, the voter will enter their last name, date of birth, and house number. After doing so, their ballot choices will appear in the ISB.



### Example of Generic Ballots Box



### Example of Write-In Ballot

**Official Paper Write-In Ballot** PAGE 1/1  
 PRESIDENTIAL PRIMARY ELECTION, MARCH 3, 2020 • County of Los Angeles  
 Ballot style: \_\_\_\_\_ Precinct: \_\_\_\_\_

**Instructions to voters:**

Use your Official Sample Ballot or Interactive Sample Ballot (ISB) to identify the contests, candidates and measures you can vote for.

To vote, print your choices clearly, using blue or black ink.

- In the left column, print the name of the office, district and position number or the measure number.
- In the right column, print the name of the candidate(s) or your vote for a measure.

Do not include anything on the ballot that identifies you (name, signature, etc.).

OFFICE/MEASURE	SELECTION(S)
City	
District (School, Water)	
State Assembly	
State Senate	
U.S. Representative	
County	

Continue voting on other side

Procedures for assisting a Curbside Voter can be found in the Curbside Voting Procedures Packet. Procedures for assisting a voter in the Vote Center who does not wish to vote on the BMD, can be found on the back of the Paper Write-In Ballot Privacy Envelope (shown on the back of this page).

For questions regarding the use of the Official Paper Write-In Ballot, call (562) 462-2960.



# Official Paper Write-In Ballot

## **Election Worker Instructions:**

- Using the BMD ballot information in the top left corner, write down the correct ballot style & precinct number on the top of the Official Paper Write-In Ballot and in the spaces provided below.
- Fold and insert the BMD ballot in this privacy envelope and hand it to the voter along with the blank Official Paper Write-In Ballot.
- Instruct the voter to complete the Official Paper Write-In Ballot and insert it in this privacy envelope (along with the previously inserted blank BMD ballot) before sealing and depositing it in the traditional Ballot Box.

Ballot Style: \_\_\_\_\_

Precinct Number: \_\_\_\_\_

**Voter should not sign or include any personally identifying information on the enclosed ballot or on this envelope.**