

# FREE SPEECH FOR PEOPLE

●ORG

## Free Speech for People

Findings From a Survey of 800 Likely  
2026 Voters Nationwide

April 2026

# Methodology

- Lake Research Partners designed and administered this survey, which was conducted by live telephone and text-to-online interview.
- The survey reached a total of 800 likely 2026 general election voters nationwide.
- The survey was conducted March 26-30, 2026.
- The sample was stratified by gender, age, region, and race to reflect the demographic composition of likely voters. Where there were slight differences between our survey sample and the expected voting population, data were weighted accordingly.
- The margin of error for the full sample is +/-3.5%. It is greater for subgroups and split-sampled questions.

# Demographics of Likely 2026 Voters Nationwide


## GENDER

Man	—	47%
Woman	—	53%
Non-binary	—	0%

## AGE


Under 30	—	14%
30-39	—	15%
40-49	—	16%
50-64	—	25%
65+	—	30%

## EDUCATION


High School or Less	—	9%	
Post-H.S. / Some College	—	46%	
College Graduate	—	26%	44% College Grad or Post Grad
Post-Graduate	—	18%	

## PARTY IDENTIFICATION

 Democrat  
**39%**

 Republican  
**34%**

 Ind/DK  
**19%**

 Other  
**5%**

## RACE

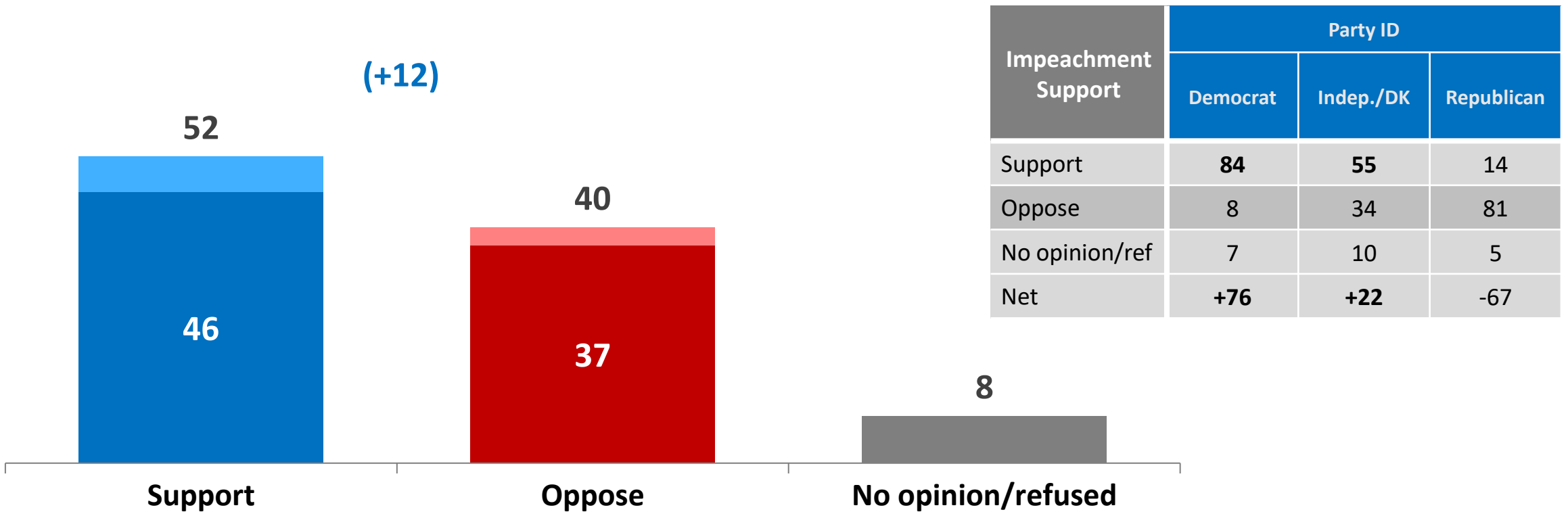
White/Caucasian	68%
Black/African American	12%
Latino/Latina or Hispanic	11%
AAPI	5%
Native or Indigenous	1%
Middle Eastern/North African	0%
Other	2%

## REGION

New England	—	5%	Northeast	—	17%
Middle Atlantic	—	12%			
E. North Central	—	16%	Midwest	—	23%
W. North Central	—	7%			
South Atlantic	—	21%	South	—	36%
E. South Central	—	5%			
W. South Central	—	10%			
Mountain	—	9%	West	—	24%
Pacific	—	15%			

A majority of voters nationwide support President Trump being impeached, while four in ten are opposed. An overwhelming majority of Democratic voters support impeachment, as well as a clear majority of independents. Though Republican voters largely oppose impeachment, about one in seven Republicans are in favor.

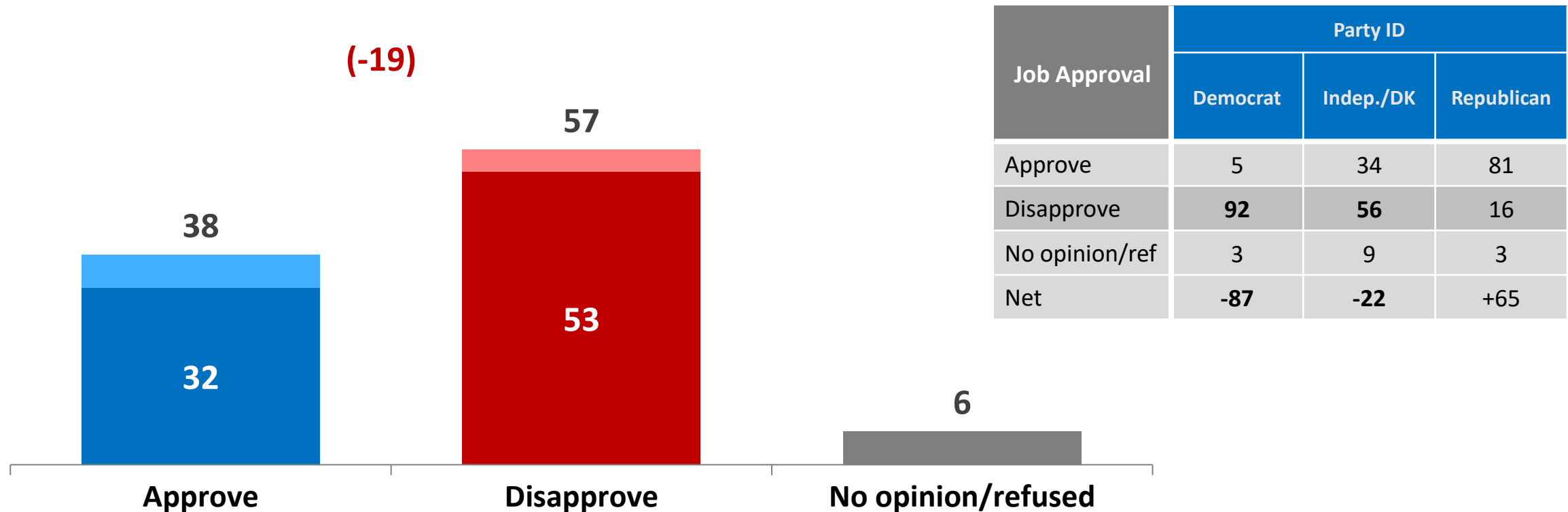
### Support for Impeaching President Trump



Q. Several members of Congress have recently come out in support of impeaching President Donald Trump for violating Americans' constitutional rights and the law, including actions by ICE in the US and the war he started with Iran. Do you support or oppose President Trump being impeached? [IF CHOICE:] Would you say you (support/oppose) impeachment of President Trump strongly or not so strongly?

A majority of voters nationwide disapprove of the job Donald Trump is doing as President. Almost all of those who disapprove of Trump disapprove strongly, while less than two in five voters approve. A majority of independents also disapprove, and his rating is solidly net-negative.

### Trump Job Approval



Q. Do you approve or disapprove of the job Donald Trump is doing as President of the United States? If you do not know enough to have an opinion, just say so. [IF APPROVE/DISAPPROVE] And do you (approve/disapprove) of the job Donald Trump is doing as President strongly or not so strongly? [IF CHOICE:] Would you say you (approve/disapprove) strongly or not so strongly?

# LRP

LAKE  
RESEARCH  
PARTNERS

Strategy • Precision • Impact



Washington, DC | Berkeley, CA | New York, NY

[LakeResearch.com](http://LakeResearch.com)

202.776.9066

David Mermin

[dmermin@lakeresearch.com](mailto:dmermin@lakeresearch.com)

Connor Olio

[colio@lakeresearch.com](mailto:colio@lakeresearch.com)